

ENR THE GLOBAL SOURCEBOOK

General Building p. 66 // Transportation p. 68 // Manufacturing, Industrial Process and Telecommunications p. 70 // Power p. 72
Petrochemical p. 74 // Water, Sewer and Hazardous Waste p. 76 // Global Firms Market Overview p. 78 // International Contractor
Market Analysis p. 78 // How the Top 250 International Contractors Shared the Market p. 78 // The Top 10 International Contractors
by Region p. 79 // Top 250 Reporting Profit-Loss p. 79 // Top 250 Total Backlog p. 79 // International Design Firms Market
Analysis p. 80 // How the Top 225 International Design Firms Shared the Market p. 80 // The Top 10 International Design Firms
by Region p. 81 // Petroleum Market Begins to Rebound p. 81 // Number of Firms Reporting Total Backlog in the Top 225 p. 81
How To Read the Tables p. 82 // The Top 225 International Design Firms List p. 83 // The Top 150 Global Design Firms List p. 88
The Top 250 International Contractors List p. 91 // The Top 250 Global Contractors List p. 96

NUMBER 81 & 121

HEALTH CARE U.S.-based HKS and SSH of Bahrain designed the planned 792-bed, 6.3-million-sq-ft Kuwait Children's Hospital, which will be the largest children's hospital of its kind in the world.



PHOTO COURTESY OF SSH

Working in a Tough Market

The international construction market has been sluggish, and often unforgiving, but many firms still are finding surprising success.





PEDESTRIAN FRIENDLY A new development outside of Paris seeks to achieve environmental labels.

Parisian Twist

Mixed-Use Development Will Be ‘Environmentally Responsible’

Bouygues Bâtiment Ile-de-France and Bouygues Energies & Services, two subsidiaries of Bouygues Construction, are building the \$289-million Issy Cœur de Ville under development in Issy-les-Moulineaux, near Paris. Envisioned as an eco-neighborhood, the 1,076,391-sq-ft project aims to provide residents an “environmentally responsible lifestyle.” The development is a connected block, located in the heart of Issy-les-Moulineaux. It will focus on pedestrian traffic and will be heavily landscaped. Designed by architect Valode & Pistre, the mixed-used development will consist of five residential buildings, including a retirement home, three office buildings and a range of civic amenities that include a school complex, a day-care center and a community hall. The development will also feature 182,986 sq ft of retail, restaurants and a seven-screen multiplex cinema. The project will seek the Eco-neighborhood level 1 label, as well as NF-Habitat HQE certifications for the housing units. The office buildings and shops aim to achieve BEPOS, NF HQE Bâtiment Tertiaire and BREEAM labels. Based on its mission to re-establish nature in the city, it will also seek the BiodiverCity label and WELL Community certification. ■

By Bruce Buckley

FINLAND FUTURE SUBWAY STOP GETS MASSIVE RETAIL DEVELOPMENT

Skanska recently began construction on the \$190-million Lippulaiva shopping center in Espoo, Finland. Developed by Citycon Oyj, the new 473,612-sq-ft retail outlet will nearly double the size of the existing shopping center. Designed by Cederqvist & Jäntti Arkkitehdit, Lippulaiva aims to be a zero net energy building. The anchor of the shopping center will be grocery space. It will also feature 80 different shops, cafés, restaurants and services in addition to municipal and healthcare facilities. The project is expected to complete by spring 2022. It’s located at the site of a future subway stop, which is expected to complete in 2023. The complex will include a bus terminal and parking facilities for both cars and bicycles, as well as facilities for public services. Skanska has built other projects for Citycon including the IsoKris-tiina shopping center in Lappeenranta and the Iso Omena shopping center in Espoo.



Australia

Major Hospital Expansion

CPB Contractors, part of Hochtief’s CIMIC Group, recently began construction of the \$431-million Campbelltown Hospital Redevelopment Stage 2 project near Sydney. Awarded by the New South Wales Government, CPB Contractors’ contract is valued at about \$290 million. The project is expected to be complete by mid-2023. CPB Contractors will build a new clinical services building with modern wards and patient facilities. The new building will feature enhanced medical and surgical children’s services, new mental health units and enhanced women’s health services, including a birthing and maternity ward.

France

Temporary Notre Dame Worship Space

Gensler designed the temporary place of worship at Notre Dame cathedral in Paris. Set to be located adjacent to the cathedral, the space, dubbed the Pavillon, will function as a sheltered nave. The temporary structure references the form of the Gothic cathedral to ensure familiarity. The roof will be constructed out of ETFE cushions and walls that feature translucent polycarbonate, to allow natural light into the space. The structure will be constructed primarily out of charred timber, utilizing a historic method for protecting wood from fire while also symbolizing the fire that heavily damaged the cathedral. Behind the altar, movable panels will be installed to allow for a full view of Notre Dame. The construction schedule has not been announced.

England

A Legacy of Wool and Flax

BAM Construction was selected by CEG as preferred contractor for the first phase of its \$460-million development in Leeds, England, that aims to recognize the city’s legacy of wool and flax spinning, weaving and tailoring. The first phase will include a 38,000-sq-ft speculative development incorporating office space with ground floor breakout space, retail and leisure. Construction of the first phase is expected to begin in 2020. A second phase is planned.

Top International Contractors

GENERAL BUILDING		
RANK	FIRM	REVENUE (\$ MIL. *)
1	ACS, ACTIVIDADES DE CONSTRUCCIÓN Y SERVICIOS SA	13,151.6
2	HOCHTIEF AKTIENGESELLSCHAFT	12,212.0
3	CHINA STATE CONSTRUCTION ENGINEERING CORP. LTD.	7,100.8
4	SKANSKA AB	6,441.0
5	STRABAG SE	5,570.0
6	LENDLEASE	4,299.6
7	BOUYGUES	3,632.0
8	ROYAL BAM GROUP NV	3,108.0
9	KAJIMA CORP.	2,835.5
10	PCL CONSTRUCTION ENTERPRISES INC.	2,608.5
11	FERROVIAL	2,341.2
12	RENAISSANCE CONSTRUCTION	2,111.0
13	QINGJIAN GROUP CO. LTD.	1,815.2
14	CHINA COMMUNICATIONS CONSTRUCTION GROUP LTD.	1,619.4
15	ORASCOM CONSTRUCTION PLC	1,521.9
16	CHINA RAILWAY CONSTRUCTION CORP. LTD.	1,469.0
17	SHAPOORJI PALLONJI & CO. PVT. LTD.	1,429.1
18	PORR AG	1,393.0
19	VINCI	1,388.7
20	POWER CONSTRUCTION CORP. OF CHINA	1,303.0
21	EIFFAGE	1,295.0
22	CONSOLIDATED CONTRACTORS GROUP	1,190.9
23	BESIX	1,044.3
24	CIMIC GROUP LTD.	1,041.0
25	ZHEJIANG CONSTRUCTION INVESTMENT GROUP CO. LTD.	959.5
26	ANT YAPI INDUSTRY & TRADE INC.	842.4
27	FLUOR CORP.	827.1
28	ARABIAN CONSTRUCTION CO. SAL	784.5
29	ATLAS GROUP	751.0
30	SAMSUNG C&T CORP.	733.7
31	CHINA NATIONAL CHEMICAL ENGINEERING GROUP CORP. LTD.	720.8
32	SALINI IMPREGILO SPA	707.2
33	CHINA METALLURGICAL GROUP CORP.	703.9
34	IMPRESA PIZZAROTTI & C. SPA	639.6
35	OBAYASHI CORP.	635.0
36	CHINA RAILWAY GROUP LTD.	632.3
37	BL HARBERT INTERNATIONAL	624.2
38	WEIHAI INTERNATIONAL ECON. & TECH. COOP. CO. LTD.	576.0
39	BEIJING CONSTRUCTION ENGINEERING GROUP CO. LTD.	525.9
40	ED. ZUBLIN AG	492.2
41	JIANGSU NANTONG SANJIAN CONSTRUCTION GROUP CO. LTD.	477.3
42	MOTA-ENGIL	460.0
43	JIANGSU PROVINCIAL CONSTRUCTION GROUP CO. LTD.	458.6
44	CHINA NATIONAL MACHINERY INDUSTRY CORP.	457.7
45	SHANGHAI CONSTRUCTION GROUP CO. LTD.	448.3
46	PENTA-OCEAN CONSTRUCTION CO. LTD.	422.8
47	CHINA ENERGY ENGINEERING CORP. LTD.	419.9
48	RIZZANI DE ECCHER SPA	412.1
49	HYUNDAI ENGINEERING & CONSTRUCTION CO. LTD.	400.8
50	OBRASCON HUARTE LAIN SA	396.2

Top International Design Firms

GENERAL BUILDING		
RANK	FIRM	REVENUE (\$ MIL. *)
1	ARCADIS NV	1,434.0
2	DAR GROUP	1,136.6
3	AECOM	1,108.7
4	WSP	985.1
5	SWECO	570.0
6	SNC-LAVALIN INC.	556.1
7	ARUP	508.6
8	STANTEC INC.	483.6
9	RAMBOLL GROUP A/S	420.4
10	JACOBS	322.0
11	SURBANA JURONG PRIVATE LTD.	268.0
12	GENSLER	217.4
13	AEDAS	203.5
14	KHATIB & ALAMI	186.3
15	GHD	178.6
16	IBI GROUP INC.	173.3
17	AURECON	170.5
18	SKIDMORE, OWINGS & MERRILL LLP (SOM)	151.8
19	FUGRO NV	150.0
20	MOTT MACDONALD	146.5
21	COWI A/S	143.1
22	MEINHARDT GROUP INTERNATIONAL	132.5
23	HDR	128.8
24	KOHN PEDERSEN FOX ASSOCIATES PC	128.7
25	EHA CONSULTING ENGINEERS	115.5
26	HOK	112.6
27	EGIS	111.2
28	NIPPON KOEI GROUP	109.6
29	ATLAS GROUP	101.3
30	EXP	96.1
31	SSH	96.1
32	WOOD	93.0
33	AF POYRY	90.0
34	NKY ARCHITECTS AND ENGINEERS	81.7
35	TETRA TECH INC.	75.0
36	ECG ENGINEERING CONSULTANTS GROUP	68.5
37	TPF SA	67.8
38	GOLDER ASSOCIATES CORP.	67.1
39	NORR	66.1
40	WATG	64.0
41	ARTELIA	63.1
42	PERKINS EASTMAN	62.8
43	PARSONS CORP.	60.9
44	KEO INTERNATIONAL CONSULTANTS	55.9
45	CHINA ENERGY ENGINEERING CORP. LTD.	54.9
46	ARCPLUS GROUP PLC	53.2
47	ROYAL HASKONINGDHV	49.5
48	POPULOUS	49.3
49	ACS, ACTIVIDADES DE CONSTRUCCIÓN Y SERVICIOS SA	49.0
50	THORNTON TOMASETTI INC.	48.3

*BASED ON 2018 CONTRACTOR AND DESIGN FIRM REVENUE FROM GENERAL BUILDING AS REPORTED IN ENR'S SURVEYS OF LEADING CONTRACTORS AND DESIGN FIRMS.

**BASED ON SUPPLEMENTAL MARKET REVENUE DATA FROM 2018 PROVIDED BY INDUSTRY FIRMS PARTICIPATING IN ENR'S SOURCEBOOK MARKET SURVEY. SEE ENR.COM FOR COMPLETE LISTINGS.

Top International Contractors

COMMERCIAL OFFICES AND BANKS		
RANK	FIRM	REVENUE (\$ MIL.**)
1	ACS, ACTIVIDADES DE CONSTRUCCIÓN Y SERVICIOS SA	3,270.0
2	HOCHTIEF AKTIENGESELLSCHAFT	2,995.0
3	SKANSKA AB	1,723.0
4	FERROVIAL	781.2
5	BOUYGUES	734.0
6	CHINA STATE CONSTRUCTION ENGINEERING CORP. LTD.	652.6
7	OBAYASHI CORP.	577.0
8	PCL CONSTRUCTION ENTERPRISES INC.	555.2
9	LENDELEASE	366.3
10	STO BUILDING GROUP INC.	331.4
11	CHINA RAILWAY CONSTRUCTION CORP. LTD.	274.0
12	KAJIMA CORP.	254.3
13	SHIMIZU CORP.	177.0
14	HYUNDAI ENGINEERING & CONSTRUCTION CO. LTD.	168.9
15	WEIHAI INTERNATIONAL ECON. & TECH. COOP. CO. LTD.	159.8
16	OBRASCON HUARTE LAIN SA	134.0
17	RIZZANI DE ECCHER SPA	132.5
18	AECOM	117.8
19	NORINCO INTERNATIONAL COOP. LTD.	107.5
20	CHINA JIANGSU INT'L ECO. AND TECHN. COOP. GROUP LTD.	98.6
21	CHINA RAILWAY GROUP LTD.	85.8
22	HYUNDAI ENGINEERING CO. LTD.	85.1
23	BAUER AG	84.5
24	SHENYANG YUANDA ALUMINUM INDUSTRY ENGINEERING CO. LTD.	79.0
25	YANTAI INT'L ECON. & TECH. COOP. GROUP CO. LTD.	78.0

GOVERNMENT OFFICES		
RANK	FIRM	REVENUE (\$ MIL.**)
1	FLUOR CORP.	824.6
2	BL HARBERT INTERNATIONAL	624.2
3	ACS, ACTIVIDADES DE CONSTRUCCIÓN Y SERVICIOS SA	487.0
4	CHINA COMMUNICATIONS CONSTRUCTION GROUP LTD.	466.2
5	FERROVIAL	464.4
6	HOCHTIEF AKTIENGESELLSCHAFT	425.0
7	CHINA STATE CONSTRUCTION ENGINEERING CORP. LTD.	408.2
8	PCL CONSTRUCTION ENTERPRISES INC.	364.7
9	CADDELL CONSTRUCTION CO. (DE) LLC	333.4
10	LENDELEASE	254.8
11	SHANGHAI CONSTRUCTION GROUP CO. LTD.	233.0
12	SKANSKA AB	194.0
13	CHINA RAILWAY CONSTRUCTION CORP. LTD.	180.0
14	ENKA NSAAT VE SANAYI AS	173.6
15	ZHONGMEI ENGINEERING GROUP LTD.	98.4
16	POWER CONSTRUCTION CORP. OF CHINA	89.7
17	PARSONS CORP.	80.2
18	KAJIMA CORP.	70.5
19	SACYR	67.0
20	BOUYGUES	66.0
21	CHINA RAILWAY GROUP LTD.	62.2
22	CGCOC GROUP CO. LTD.	60.9
23	THE ARAB CONTRACTORS CO. "OSMAN AHMED OSMAN & CO."	59.0
24	CHINA JIANGXI INTERNATIONAL ECO. AND TECHN. COOP. CO. LTD.	56.8
25	AECOM	46.8

Top International Design Firms

COMMERCIAL OFFICES AND BANKS		
RANK	FIRM	REVENUE (\$ MIL.**)
1	WSP	247.0
2	DAR GROUP	236.1
3	ARUP	167.8
4	AECOM	114.9
5	GENSLER	93.7
6	STANTEC INC.	60.8
7	SURBANA JURONG PRIVATE LTD.	53.0
8	RAMBOLL GROUP A/S	49.7
9	NIPPON KOEI GROUP	32.2
10	HOK	27.7
11	KOHN PEDERSEN FOX ASSOCIATES PC	25.7
12	THORNTON TOMASETTI INC.	25.4
13	AF POYRY	22.0
14	TETRA TECH INC.	20.0
15	COWI A/S	19.8
16	ARTELIA	17.8
17	AEDAS	16.4
18	GOETTSCHE PARTNERS	13.8
19	WOOD	13.0
20	MOTT MACDONALD	12.5
21	HDR	12.2
22	MEINHARDT GROUP INTERNATIONAL	11.3
23	STUDIOS ARCHITECTURE	10.3
24	SNC-LAVALIN INC.	9.9
25	ECG ENGINEERING CONSULTANTS GROUP	9.2

GOVERNMENT OFFICES		
RANK	FIRM	REVENUE (\$ MIL.**)
1	SNC-LAVALIN INC.	264.7
2	AECOM	251.5
3	WSP	83.8
4	NKY ARCHITECTS AND ENGINEERS	81.7
5	EGIS	73.1
6	KHATIB & ALAMI	56.5
7	DAR GROUP	55.8
8	JACOBS	47.2
9	BLACK & VEATCH	39.4
10	WOOD	36.0
11	RAMBOLL GROUP A/S	32.3
12	ECG ENGINEERING CONSULTANTS GROUP	31.0
13	TETRA TECH INC.	25.0
14	HOK	22.8
15	DAY & ZIMMERMANN	21.1
16	STANTEC INC.	19.5
17	ASSYSTEM	16.4
18	ORIENTAL CONSULTANTS GLOBAL	12.7
19	MOTT MACDONALD	12.4
20	AF POYRY	8.8
21	THORNTON TOMASETTI INC.	8.8
22	COWI A/S	8.1
23	SSH	7.9
24	ENNEAD ARCHITECTS LLC	7.7
25	HDR	7.7

*BASED ON 2018 CONTRACTOR AND DESIGN FIRM REVENUE FROM GENERAL BUILDING AS REPORTED IN ENR'S SURVEYS OF LEADING CONTRACTORS AND DESIGN FIRMS.

**BASED ON SUPPLEMENTAL MARKET REVENUE DATA FROM 2018 PROVIDED BY INDUSTRY FIRMS PARTICIPATING IN ENR'S SOURCEBOOK MARKET SURVEY. SEE ENR.COM FOR COMPLETE LISTINGS.

Top International Contractors

EDUCATION		
RANK	FIRM	REVENUE (\$ MIL.**)
1	ACS, ACTIVIDADES DE CONSTRUCCIÓN Y SERVICIOS SA	2,096.0
2	HOCHTIEF AKTIENGESELLSCHAFT	1,945.0
3	SKANSKA AB	1,164.0
4	POWER CONSTRUCTION CORP. OF CHINA	421.2
5	CHINA STATE CONSTRUCTION ENGINEERING CORP. LTD.	381.4
6	PCL CONSTRUCTION ENTERPRISES INC.	278.8
7	KAJIMA CORP.	167.5
8	BOUYGUES	156.0
9	WEIHAI INTERNATIONAL ECON. & TECH. COOP. CO. LTD.	140.0
10	AECOM	124.6
11	CONSOLIDATED CONTRACTORS GROUP	71.9
12	YANJIAN GROUP CO. LTD.	68.0
13	ZHONGDING INTERNATIONAL ENGINEERING CO. LTD.	59.3
14	SACYR	58.7
15	CHINA RAILWAY CONSTRUCTION CORP. LTD.	58.0
16	LENDLEASE	54.8
17	CHINA METALLURGICAL GROUP CORP.	48.2
18	YANTAI INT'L ECON. & TECH. COOP. GROUP CO. LTD.	44.0
19	JIANGSU PROVINCIAL CONSTRUCTION GROUP CO. LTD.	41.3
20	ZHEJIANG CONSTRUCTION INVESTMENT GROUP CO. LTD.	36.1
21	THE BECK GROUP	31.4
22	ANHUI CONSTRUCTION ENGINEERING GROUP CO. LTD.	27.1
23	CHINA NATIONAL MACHINERY INDUSTRY CORP.	26.0
24	ESTA INSAAT SANAYI LOJISTIK VE DIS TICARET ANONIM SIRKETI	24.5
25	JIANGSU NANTONG SANJIAN CONSTRUCTION GROUP CO. LTD	22.1

Top International Design Firms

EDUCATION		
RANK	FIRM	REVENUE (\$ MIL.**)
1	DAR GROUP	159.5
2	STANTEC INC.	108.9
3	WSP	80.6
4	SNC-LAVALIN INC.	79.9
5	AECOM	71.0
6	RAMBOLL GROUP A/S	50.6
7	ARUP	47.8
8	MOTT MACDONALD	38.3
9	COWI A/S	28.3
10	NIPPON KOEI GROUP	25.2
11	SURBANA JURONG PRIVATE LTD.	22.0
12	SSH	17.1
13	MEINHARDT GROUP INTERNATIONAL	15.9
14	HOK	15.0
15	PERKINS EASTMAN	12.7
16	GENSLER	8.8
17	HDR	8.4
18	KHATIB & ALAMI	8.3
19	TÉCNICA Y PROYECTOS SA (TYPESA)	8.2
20	KEO INTERNATIONAL CONSULTANTS	7.3
21	JACOBS	6.7
22	DORSCH HOLDING GMBH	5.7
23	THE BECK GROUP	5.2
24	ARABTECH JARDANEH	5.0
25	AF POYRY	4.6

MULTI-UNIT RESIDENTIAL		
RANK	FIRM	REVENUE (\$ MIL.**)
1	LENDLEASE	1,822.9
2	BOUYGUES	1,580.0
3	QINGJIAN GROUP CO. LTD.	1,453.7
4	ACS, ACTIVIDADES DE CONSTRUCCIÓN Y SERVICIOS SA	914.0
5	SKANSKA AB	910.0
6	HOCHTIEF AKTIENGESELLSCHAFT	742.0
7	KAJIMA CORP.	567.2
8	ZHEJIANG CONSTRUCTION INVESTMENT GROUP CO. LTD.	499.4
9	CHINA METALLURGICAL GROUP CORP.	399.3
10	ARABIAN CONSTRUCTION CO. SAL	386.1
11	CHINA RAILWAY GROUP LTD.	385.2
12	CHINA RAILWAY CONSTRUCTION CORP. LTD.	367.0
13	HANWHA ENGINEERING&CONSTRUCTION	356.7
14	PCL CONSTRUCTION ENTERPRISES INC.	287.5
15	IMPRESA PIZZAROTTI & C. SPA	272.5
16	JIANGSU NANTONG SANJIAN CONSTRUCTION GROUP CO. LTD.	268.8
17	JIANGSU PROVINCIAL CONSTRUCTION GROUP CO. LTD.	233.4
18	ZHONGDING INTERNATIONAL ENGINEERING CO. LTD.	213.8
19	FERROVIAL	200.4
20	ZHEJIANG DONGYANG THIRD CONSTRUCTION ENGINEERING CO. LTD.	193.8
21	XPCC CONSTRUCTION & ENGINEERING (GROUP) CO. LTD.	191.4
22	SHANDONG ZIJIAN CONSTRUCTION GROUP CO. LTD.	148.5
23	TAV CONSTRUCTION	140.9
24	LONGXIN CONSTRUCTION GROUP CO. LTD.	135.0
25	ESTA INSAAT SANAYI LOJISTIK VE DIS TICARET ANONIM SIRKETI	128.1

MULTI-UNIT RESIDENTIAL		
RANK	FIRM	REVENUE (\$ MIL.**)
1	WSP	182.9
2	AECOM	133.2
3	SURBANA JURONG PRIVATE LTD.	84.0
4	STANTEC INC.	82.2
5	RAMBOLL GROUP A/S	73.8
6	SNC-LAVALIN INC.	73.1
7	DAR GROUP	67.0
8	PARSONS CORP.	58.3
9	ARUP	43.0
10	KHATIB & ALAMI	33.5
11	ARCHITECTURE & PLANNING GROUP	21.4
12	MOTT MACDONALD	15.7
13	EHAF CONSULTING ENGINEERS	14.3
14	ECG ENGINEERING CONSULTANTS GROUP	14.0
15	KEO INTERNATIONAL CONSULTANTS	12.2
16	KOHN PEDERSEN FOX ASSOCIATES PC	10.9
17	AEDAS	10.8
18	MEINHARDT GROUP INTERNATIONAL	10.6
19	AF POYRY	10.4
20	COWI A/S	9.9
21	DEWAN ARCHITECTS + ENGINEERS	8.2
22	ARTELIA	7.2
23	ROBERT A.M. STERN ARCHITECTS	6.7
24	WOOD	6.0
25	THORNTON TOMASETTI INC.	5.8

*BASED ON 2018 CONTRACTOR AND DESIGN FIRM REVENUE FROM GENERAL BUILDING AS REPORTED IN ENR'S SURVEYS OF LEADING CONTRACTORS AND DESIGN FIRMS.

**BASED ON SUPPLEMENTAL MARKET REVENUE DATA FROM 2018 PROVIDED BY INDUSTRY FIRMS PARTICIPATING IN ENR'S SOURCEBOOK MARKET SURVEY. SEE ENR.COM FOR COMPLETE LISTINGS.

Top International Contractors

HOTELS, MOTELS AND CONVENTION CENTERS		
RANK	FIRM	REVENUE (\$ MIL.**)
1	ACS, ACTIVIDADES DE CONSTRUCCIÓN Y SERVICIOS SA	750.0
2	HOCHTIEF AKTIENGESELLSCHAFT	733.0
3	CHINA STATE CONSTRUCTION ENGINEERING CORP. LTD.	725.7
4	BOUYGUES	515.0
5	ZHEJIANG CONSTRUCTION INVESTMENT GROUP CO. LTD.	312.1
6	CHINA COMMUNICATIONS CONSTRUCTION GROUP LTD.	278.5
7	POWER CONSTRUCTION CORP. OF CHINA	226.1
8	DCK WORLDWIDE	203.3
9	PCL CONSTRUCTION ENTERPRISES INC.	195.1
10	KAJIMA CORP.	183.5
11	JIANGSU PROVINCIAL CONSTRUCTION GROUP CO. LTD.	163.2
12	SKANSKA AB	140.0
13	CHINA NATIONAL AERO-TECHNOLOGY INT'L ENG'G CORP.	139.9
14	CHINA METALLURGICAL GROUP CORP.	122.4
15	IMPRESA PIZZAROTTI & C. SPA	113.7
16	WEIHAI INTERNATIONAL ECON. & TECH. COOP. CO. LTD.	75.9
17	SHENYANG YUANDA ALUMINUM INDUSTRY ENGINEERING CO. LTD.	75.3
18	LARSEN & TOUBRO LTD.	72.3
19	SACYR	61.7
20	CHINA RAILWAY CONSTRUCTION CORP. LTD.	58.0
21	YUNNAN CONSTRUCTION AND INVESTMENT HOLDING GROUP CO. LTD.	56.4
22	SUMMA TURIZM YATIRIMCILIGI AS	55.9
23	OBRASCON HUARTE LAIN SA	55.7
24	LENDLEASE	55.5
25	ZAFER TAAHHUT INSAAT VE TICARET AS	43.4

RETAIL		
RANK	FIRM	REVENUE (\$ MIL.**)
1	CHINA STATE CONSTRUCTION ENGINEERING CORP. LTD.	3,968.5
2	CONSOLIDATED CONTRACTORS GROUP	887.1
3	SKANSKA AB	405.0
4	FERROVIAL	402.0
5	CHINA COMMUNICATIONS CONSTRUCTION GROUP LTD.	312.5
6	AD KONUT INSAAT MAKINA ELEKTRIK TAAHHUT TICARET LTD. STI	285.1
7	ACS, ACTIVIDADES DE CONSTRUCCIÓN Y SERVICIOS SA	204.0
8	HOCHTIEF AKTIENGESELLSCHAFT	204.0
9	KAJIMA CORP.	190.2
10	PCL CONSTRUCTION ENTERPRISES INC.	176.9
11	JIANGSU ZHONGNAN CONSTRUCTION INDUSTRY GROUP CO. LTD.	143.3
12	BOUYGUES	135.0
13	WOOD	112.0
14	SHENYANG YUANDA ALUMINUM INDUSTRY ENGINEERING CO. LTD.	110.2
15	ENKA INSAAT VE SANAYI AS	107.7
16	CHINA RAILWAY CONSTRUCTION CORP. LTD.	107.0
17	LENDLEASE	97.6
18	RIZZANI DE ECCHER SPA	66.2
19	BAUER AG	63.4
20	QINGJIAN GROUP CO. LTD.	46.1
21	POWER CONSTRUCTION CORP. OF CHINA	45.6
22	ESTA INSAAT SANAYI LOJISTIK VE DIS TICARET ANONIM SIRKETI	44.8
23	CHINA RAILWAY GROUP LTD.	42.3
24	ZHONGMEI ENGINEERING GROUP LTD.	35.0
25	CHINA JIANGSU INT'L ECO. AND TECHN. COOP. GROUP LTD.	30.1

Top International Design Firms

HOTELS, MOTELS AND CONVENTION CENTERS		
RANK	FIRM	REVENUE (\$ MIL.**)
1	SNC-LAVALIN INC.	85.2
2	AECOM	62.1
3	DAR GROUP	52.2
4	AEDAS	48.1
5	WSP	43.3
6	ARUP	41.8
7	JACOBS	33.7
8	EHAF CONSULTING ENGINEERS	32.6
9	EGIS	23.6
10	RAMBOLL GROUP A/S	21.6
11	GENSLER	18.1
12	ASSOCIATED CONSULTING ENGINEERS	17.4
13	KHATIB & ALAMI	17.1
14	SSH	16.2
15	MEINHARDT GROUP INTERNATIONAL	15.9
16	DEWAN ARCHITECTS + ENGINEERS	14.3
17	SURBANA JURONG PRIVATE LTD.	14.0
18	ARTELIA	13.4
19	HKS	13.2
20	STANTEC INC.	12.0
21	HOK	10.2
22	TÉCNICA Y PROYECTOS SA (TYPESA)	6.6
23	KEO INTERNATIONAL CONSULTANTS	6.5
24	AKF GROUP	5.0
25	WONG TUNG & PARTNERS LTD.	4.8

RETAIL		
RANK	FIRM	REVENUE (\$ MIL.**)
1	WSP	138.9
2	DAR GROUP	72.1
3	JACOBS	64.3
4	STANTEC INC.	41.6
5	RAMBOLL GROUP A/S	35.0
6	AECOM	30.6
7	EHAF CONSULTING ENGINEERS	30.0
8	GENSLER	22.2
9	KHATIB & ALAMI	22.1
10	AF POYRY	20.4
11	SNC-LAVALIN INC.	20.4
12	ARUP	20.3
13	MOTT MACDONALD	16.1
14	NIPPON KOEI GROUP	15.9
15	COWI A/S	15.3
16	TETRA TECH INC.	15.0
17	AEDAS	13.7
18	ROYAL HASKONINGDHV	13.6
19	MEINHARDT GROUP INTERNATIONAL	12.6
20	DEWAN ARCHITECTS + ENGINEERS	11.3
21	KEO INTERNATIONAL CONSULTANTS	10.5
22	MG2	8.3
23	SHENYANG YUANDA ALUMINUM INDUSTRY ENGINEERING CO. LTD.	8.1
24	ARTELIA	8.0
25	ASSOCIATED CONSULTING ENGINEERS	6.8

*BASED ON 2018 CONTRACTOR AND DESIGN FIRM REVENUE FROM GENERAL BUILDING AS REPORTED IN ENR'S SURVEYS OF LEADING CONTRACTORS AND DESIGN FIRMS.

**BASED ON SUPPLEMENTAL MARKET REVENUE DATA FROM 2018 PROVIDED BY INDUSTRY FIRMS PARTICIPATING IN ENR'S SOURCEBOOK MARKET SURVEY. SEE ENR.COM FOR COMPLETE LISTINGS.

Top International Contractors

CORRECTIONAL		
RANK	FIRM	REVENUE (\$ MIL.**)
1	SKANSKA AB	58.0
2	CHINA COMMUNICATIONS CONSTRUCTION GROUP LTD.	51.2
3	ABENGOA	29.0
4	PCL CONSTRUCTION ENTERPRISES INC.	28.9
5	CHINA JIANGSU INT'L ECO. AND TECHN. COOP. GROUP LTD.	24.8

HEALTH CARE		
RANK	FIRM	REVENUE (\$ MIL.**)
1	ACS, ACTIVIDADES DE CONSTRUCCIÓN Y SERVICIOS SA	2,346.0
2	HOCHTIEF AKTIENGESELLSCHAFT	2,345.0
3	SKANSKA AB	1,281.0
4	LENLEASE	556.9
5	PCL CONSTRUCTION ENTERPRISES INC.	506.6
6	FERROVIAL	493.2
7	KAJIMA CORP.	403.9
8	CHINA STATE CONSTRUCTION ENGINEERING CORP. LTD.	387.2
9	PENTA-OCEAN CONSTRUCTION CO. LTD.	353.9
10	BOUYGUES	270.0
11	KAYI INSAAT SANAYI VE TICARET AS	250.4
12	OBRASCON HUARTE LAIN SA	165.9
13	CHINA NATIONAL MACHINERY INDUSTRY CORP.	158.9
14	CHINA RAILWAY CONSTRUCTION CORP. LTD.	153.0
15	CHINA COMMUNICATIONS CONSTRUCTION GROUP LTD.	112.3
16	THE WALSH GROUP LTD.	111.5
17	IMPRESA PIZZAROTTI & C. SPA	102.3
18	SNC-LAVALIN INC.	95.8
19	SHIMIZU CORP.	86.8
20	YANJIAN GROUP CO. LTD.	82.2
21	SACYR	76.8
22	ARABIAN CONSTRUCTION CO. SAL	67.9
23	ABENGOA	67.7
24	POWER CONSTRUCTION CORP. OF CHINA	67.2
25	LIMAK INSAAT SANAYI VE TICARET AS	65.0

DISTRIBUTION & WAREHOUSES		
RANK	FIRM	REVENUE (\$ MIL.**)
1	KAJIMA CORP.	460.3
2	CHINA STATE CONSTRUCTION ENGINEERING CORP. LTD.	300.2
3	QINGJIAN GROUP CO. LTD.	168.4
4	ACS, ACTIVIDADES DE CONSTRUCCIÓN Y SERVICIOS SA	153.0
5	HOCHTIEF AKTIENGESELLSCHAFT	153.0
6	SKANSKA AB	138.0
7	CHINA NATIONAL COMPLETE PLANT IMP. & EXP. GROUP CORP. LTD.	132.4
8	PCL CONSTRUCTION ENTERPRISES INC.	90.8
9	CGCOC GROUP CO. LTD.	80.9
10	POWER CONSTRUCTION CORP. OF CHINA	64.2

Top International Design Firms

CORRECTIONAL		
RANK	FIRM	REVENUE (\$ MIL.**)
1	WSP	11.6
2	AECOM	10.8
3	HDR	7.4
4	SURBANA JURONG PRIVATE LTD.	7.0
5	DAR GROUP	4.1

HEALTH CARE		
RANK	FIRM	REVENUE (\$ MIL.**)
1	DAR GROUP	210.3
2	WSP	123.2
3	JACOBS	120.4
4	STANTEC INC.	102.6
5	HDR	86.2
6	RAMBOLL GROUP A/S	65.9
7	AECOM	65.3
8	ARUP	46.2
9	COWI A/S	42.5
10	MOTT MACDONALD	25.7
11	PERKINS EASTMAN	23.8
12	SNC-LAVALIN INC.	23.0
13	NIPPON KOEI GROUP	18.3
14	MEINHARDT GROUP INTERNATIONAL	17.9
15	KHATIB & ALAMI	17.8
16	HKS	17.3
17	TETRA TECH INC.	15.0
18	EGIS	14.4
19	AF POYRY	13.7
20	HOK	13.2
21	SSH	9.2
22	ARABTECH JARDANEH	9.1
23	SURBANA JURONG PRIVATE LTD.	9.0
24	CHINA NATIONAL MACHINERY INDUSTRY CORP.	7.7
25	DORSCH HOLDING GMBH	7.2

DISTRIBUTION & WAREHOUSES		
RANK	FIRM	REVENUE (\$ MIL.**)
1	STANTEC INC.	20.7
2	ROYAL HASKONINGDHV	19.0
3	WSP	11.2
4	RAMBOLL GROUP A/S	9.4
5	POWER CONSTRUCTION CORP. OF CHINA	7.8
6	AECOM	7.4
7	MEINHARDT GROUP INTERNATIONAL	7.3
8	WOOD	7.0
9	COWI A/S	6.9
10	ARTELIA	5.6

*BASED ON 2018 CONTRACTOR AND DESIGN FIRM REVENUE FROM GENERAL BUILDING AS REPORTED IN ENR'S SURVEYS OF LEADING CONTRACTORS AND DESIGN FIRMS.

**BASED ON SUPPLEMENTAL MARKET REVENUE DATA FROM 2018 PROVIDED BY INDUSTRY FIRMS PARTICIPATING IN ENR'S SOURCEBOOK MARKET SURVEY. SEE ENR.COM FOR COMPLETE LISTINGS.

Top International Contractors

SPORTS		
RANK	FIRM	REVENUE (\$ MIL.**)
1	ACS, ACTIVIDADES DE CONSTRUCCIÓN Y SERVICIOS SA	927.0
2	HOCHTIEF AKTIENGESELLSCHAFT	926.0
3	RIZZANI DE ECCHER SPA	186.0
4	SKANSKA AB	167.0
5	LARSEN & TOUBRO LTD.	161.8
6	CHINA RAILWAY CONSTRUCTION CORP. LTD.	156.0
7	CHINA STATE CONSTRUCTION ENGINEERING CORP. LTD.	74.5
8	SUMMA TURIZM YATIRIMCILIGI AS	61.7
9	OBAYASHI CORP.	58.0
10	SACYR	56.8
11	CHINA METALLURGICAL GROUP CORP.	41.9
12	BEIJING CONSTRUCTION ENGINEERING GROUP CO. LTD.	38.3
13	MAPA INSAAT VE TICARET AS	27.9
14	CHINA RAILWAY GROUP LTD.	24.5
15	HYUNDAI ENGINEERING & CONSTRUCTION CO. LTD.	23.0

ENTERTAINMENT & THEME PARKS		
RANK	FIRM	REVENUE (\$ MIL.**)
1	ACS, ACTIVIDADES DE CONSTRUCCIÓN Y SERVICIOS SA	624.0
2	HOCHTIEF AKTIENGESELLSCHAFT	522.0
3	CHINA STATE CONSTRUCTION ENGINEERING CORP. LTD.	202.5
4	KAJIMA CORP.	126.9
5	IMPRESA PIZZAROTTI & C. SPA	78.8
6	SHANGDONG DEJIAN GROUP CO. LTD.	63.6
7	YUNNAN CONSTRUCTION AND INVESTMENT HOLDING GROUP CO. LTD.	63.4
8	PCL CONSTRUCTION ENTERPRISES INC.	53.0
9	SHANGHAI CONSTRUCTION GROUP CO. LTD.	49.1
10	HYUNDAI ENGINEERING & CONSTRUCTION CO. LTD.	38.1

RELIGIOUS & CULTURAL		
RANK	FIRM	REVENUE (\$ MIL.**)
1	SKANSKA AB	102.0
2	ACS, ACTIVIDADES DE CONSTRUCCIÓN Y SERVICIOS SA	44.0
3	HOCHTIEF AKTIENGESELLSCHAFT	44.0
4	ARABIAN CONSTRUCTION CO. SAL	26.4
5	BOUYGUES	25.0
6	HYUNDAI ENGINEERING & CONSTRUCTION CO. LTD.	19.4
7	YUNNAN CONSTRUCTION AND INVESTMENT HOLDING GROUP CO. LTD.	16.3
8	OBRASCON HUARTE LAIN SA	16.3
9	ZHONGDING INTERNATIONAL ENGINEERING CO. LTD.	12.6
10	NANTONG CONSTRUCTION GROUP CO. LTD.	10.2

Top International Design Firms

SPORTS		
RANK	FIRM	REVENUE (\$ MIL.**)
1	ARUP	31.5
2	DAR GROUP	23.6
3	AECOM	23.2
4	MOTT MACDONALD	18.0
5	WSP	17.3
6	RAMBOLL GROUP A/S	15.7
7	EHAF CONSULTING ENGINEERS	12.4
8	HKS	8.1
9	ME ENGINEERS	6.6
10	TÉCNICA Y PROYECTOS SA (TYPESA)	5.0
11	WOOD	4.0
12	MEINHARDT GROUP INTERNATIONAL	4.0
13	STANTEC INC.	4.0
14	GENSLER	3.5
15	HOK	3.1

ENTERTAINMENT & THEME PARKS		
RANK	FIRM	REVENUE (\$ MIL.**)
1	JACOBS	35.4
2	STANTEC INC.	31.1
3	ARUP	19.0
4	RAMBOLL GROUP A/S	15.2
5	AECOM	14.7
6	ADRIAN SMITH + GORDON GILL ARCHITECTURE	13.3
7	AEDAS	13.0
8	DAR GROUP	10.7
9	GENSLER	9.8
10	WOOD	8.0

RELIGIOUS & CULTURAL		
RANK	FIRM	REVENUE (\$ MIL.**)
1	DAR GROUP	216.6
2	ARUP	44.6
3	RAMBOLL GROUP A/S	25.3
4	WSP	23.9
5	SSH	12.7
6	COWI A/S	10.6
7	NIPPON KOEI GROUP	7.8
8	AECOM	6.3
9	STUDIOS ARCHITECTURE	4.1
10	EHAF CONSULTING ENGINEERS	3.8

*BASED ON 2018 CONTRACTOR AND DESIGN FIRM REVENUE FROM GENERAL BUILDING AS REPORTED IN ENR'S SURVEYS OF LEADING CONTRACTORS AND DESIGN FIRMS.

**BASED ON SUPPLEMENTAL MARKET REVENUE DATA FROM 2018 PROVIDED BY INDUSTRY FIRMS PARTICIPATING IN ENR'S SOURCEBOOK MARKET SURVEY. SEE ENR.COM FOR COMPLETE LISTINGS.

Top International Contractors

MIXED USE		
RANK	FIRM	REVENUE (\$ MIL.**)
1	LENLEASE	1,069.9
2	BEIJING CONSTRUCTION ENGINEERING GROUP CO. LTD.	273.8
3	POWER CONSTRUCTION CORP. OF CHINA	239.9
4	CHINA COMMUNICATIONS CONSTRUCTION GROUP LTD.	155.3
5	CONSOLIDATED CONTRACTORS GROUP	153.5
6	BOUYGUES	101.0
7	CHINA NATIONAL MACHINERY INDUSTRY CORP.	87.8
8	HYUNDAI ENGINEERING & CONSTRUCTION CO. LTD.	80.6
9	CHINA GEO-ENGINEERING CORP.	74.7
10	KAJIMA CORP.	62.0
11	SINOMINE RESOURCE GROUP CO. LTD.	44.9
12	WEIHAI INTERNATIONAL ECON. & TECH. COOP. CO. LTD.	35.2
13	HYUNDAI ENGINEERING CO. LTD.	34.6
14	LIMAK INSAAT SANAYI VE TICARET AS	25.0
15	SHIMIZU CORP.	17.5

Top International Design Firms

MIXED USE		
RANK	FIRM	REVENUE (\$ MIL.**)
1	AECOM	309.1
2	AEDAS	83.1
3	KOHN PEDERSEN FOX ASSOCIATES PC	80.3
4	SURBANA JURONG PRIVATE LTD.	66.0
5	GENSLER	43.3
6	ARUP	32.7
7	KHATIB & ALAMI	30.5
8	MEINHARDT GROUP INTERNATIONAL	26.6
9	DAR GROUP	25.4
10	RAMBOLL GROUP A/S	22.7
11	SSH	18.9
12	ADRIAN SMITH + GORDON GILL ARCHITECTURE	13.5
13	KEO INTERNATIONAL CONSULTANTS	10.0
14	HOK	9.8
15	GOETTSCHE PARTNERS	8.4

*BASED ON 2018 CONTRACTOR AND DESIGN FIRM REVENUE FROM GENERAL BUILDING AS REPORTED IN ENR'S SURVEYS OF LEADING CONTRACTORS AND DESIGN FIRMS.

**BASED ON SUPPLEMENTAL MARKET REVENUE DATA FROM 2018 PROVIDED BY INDUSTRY FIRMS PARTICIPATING IN ENR'S SOURCEBOOK MARKET SURVEY. SEE ENR.COM FOR COMPLETE LISTINGS.

Aruba

Island Air Gateway To Expand

Arcadis has been tapped to provide contract management and technical supervision services for a 366,000-sq-ft expansion of Queen Beatrix International Airport in Oranjestad, Aruba. Along with upgrades to the airport's existing check-in hall, the project also includes new facilities for baggage handling and immigration, security and retail/food services.

Belgium

P3 Provides New Tram Line

Construction on the first line in the city of Liege's tram network is underway as part of a \$295.5-million public-private partnership. Colas is leading design and construction services for the 7.5-mile, 21-station rail line, which will link existing multimodal centers and provide two parking facilities. Following operational start-up in fall 2022, the private consortium will maintain the system for 27 years.

Chile

Rail Extension Presses On

Planning for a 15.4-mile addition to Santiago's (Chile) Metro system remains on track, despite recent unrest that damaged other parts of the city's transit network. Scheduled to open in 2026, the \$2.6-billion automated Line 7 will provide 19 stations to handle approximately 10,000 passengers each day. Systra is providing design of the project's rail systems, facilities and rolling stock.

Czech Republic

Expanding Rail Capacity

Vienna-based Strabag's rail subsidiary is leading a consortium tasked with modernizing a 7-mile railway section between the cities of Soběslav and Doubr. The 46-month, \$166-million double-tracking project includes erection of seven bridge structures, including two viaducts totaling nearly 3,600 ft, and modifications to a 1,214-ft tunnel. The project also includes new station platforms, a telecommunications system, noise barriers, and dismantling of the original single-track line.



NORWAY

THREE TUNNELS TO LINK TO MAINLAND

Five coastal islands in Norway will soon be linked to the mainland under a \$333.6-million infrastructure project being built by Skanska. Begun in March 2019, the three-year construction project includes three tunnels totaling eight miles in length, and five miles of new roads and bridges.

Going Underground

\$1-Billion Line in New Zealand Will Ease Congestion



EXTENSION 2.1-mile extension of existing electric-powered rail line will be complete in 2024.

The \$1-billion Auckland City Rail Link, New Zealand's largest infrastructure project, aims to ease urban congestion with a 2.1-mile underground extension of an existing electric-powered rail line. Scheduled for completion in 2024, the 137-ft-deep twin tunnels will be served by two new underground stations and a redeveloped Mount Eden Station. Australia-based Aurecon led the design consortium, while the seven-member multinational construction team includes Vinci, AECOM and WSP. ■

By Jim Parsons

“The drivers of demand are there; the question is will we be able to accommodate the demand so we can deliver the socioeconomic benefits of growth.”

—Angela Gittens, General Director, Airports Council International World

\$21.52 BILLION
value of global drone logistics and transportation market in 2025
—Verified Market Research

Top International Contractors

TRANSPORTATION		
RANK	FIRM	REVENUE (\$ MIL. *)
1	CHINA COMMUNICATIONS CONSTRUCTION GROUP LTD.	18,182.9
2	ACS, ACTIVIDADES DE CONSTRUCCIÓN Y SERVICIOS SA	11,341.8
3	BOUYGUES	9,664.0
4	VINCI	9,060.6
5	STRABAG SE	8,143.0
6	HOCHTIEF AKTIENGESELLSCHAFT	6,960.0
7	FERROVIAL	5,954.4
8	CHINA STATE CONSTRUCTION ENGINEERING CORP. LTD.	4,971.1
9	SKANSKA AB	4,775.0
10	CHINA RAILWAY CONSTRUCTION CORP. LTD.	4,546.0
11	CHINA RAILWAY GROUP LTD.	4,011.9
12	BECHTEL	3,916.0
13	SALINI IMPREGILO SPA	3,858.8
14	POWER CONSTRUCTION CORP. OF CHINA	2,486.1
15	ACCIONA INFRASTRUCTURE	2,451.0
16	PORR AG	2,351.0
17	ROYAL BAM GROUP NV	2,199.0
18	OBRASCON HUARTE LAIN SA	1,781.9
19	SACYR	1,763.4
20	CONSOLIDATED CONTRACTORS GROUP	1,729.5
21	OBAYASHI CORP.	1,663.0
22	HYUNDAI ENGINEERING & CONSTRUCTION CO. LTD.	1,632.6
23	SAMSUNG C&T CORP.	1,542.2
24	MOTA-ENGL	1,400.0
25	EIFFAGE	1,150.0
26	TAV CONSTRUCTION	1,143.3
27	YAPI MERKEZI NSAAT VE SANAYI AS	1,141.4
28	CITIC CONSTRUCTION CO. LTD.	1,104.5
29	LARSEN & TOUBRO LTD.	1,079.8
30	LIMAK INSAAT SANAYI VE TICARET AS	1,065.0
31	TEKFEN CONSTRUCTION AND INSTALLATION CO. INC.	1,047.0
32	VAN OORD	967.6
33	FCC SA	899.7
34	PENTA-OCEAN CONSTRUCTION CO. LTD.	857.1
35	ALARKO CONTRACTING GROUP	737.3
36	ODEBRECHT ENGENHARIA & CONSTRUCAO	707.0
37	DAEWOO ENGINEERING & CONSTRUCTION CO. LTD.	705.1
38	GS ENGINEERING & CONSTRUCTION	664.2
39	CIMIC GROUP LTD.	647.6
40	ORASCOM CONSTRUCTION PLC	549.8
41	RENAISSANCE CONSTRUCTION	540.0
42	CHINA NATIONAL AERO-TECHNOLOGY INT'L ENG'G CORP.	521.5
43	SK E&C	519.3
44	GÜLERMAK	517.6
45	ZHONGMEI ENGINEERING GROUP LTD.	476.0
46	GHELLA SPA	459.0
47	DAELIM INDUSTRIAL CO. LTD.	452.4
48	DOGUS IINSAAT VE TICARET AS	449.3
49	AFCONS INFRASTRUCTURE LTD.	437.6
50	RIZZANI DE ECCHER SPA	419.6

Top International Design Firms

TRANSPORTATION		
RANK	FIRM	REVENUE (\$ MIL. *)
1	WSP	2,415.0
2	AECOM	1,596.1
3	SNC-LAVALIN INC.	1,351.5
4	JACOBS	1,032.4
5	DAR GROUP	772.5
6	EGIS	676.0
7	ARUP	595.7
8	STANTEC INC.	557.5
9	SYSTRA	515.4
10	CHINA COMMUNICATIONS CONSTRUCTION GROUP LTD.	505.0
11	MOTT MACDONALD	493.4
12	COWI A/S	399.8
13	SWECO	395.0
14	RAMBOLL GROUP A/S	391.3
15	ARCADIS NV	302.0
16	SURBANA JURONG PRIVATE LTD.	273.0
17	AF POYRY	260.0
18	PARSONS CORP.	238.3
19	WOOD	219.0
20	ROYAL HASKONINGDHV	166.1
21	KBR INC.	165.0
22	ORIENTAL CONSULTANTS GLOBAL ORIENTAL CONSULTANTS HOLDINGS CO. LTD.	138.7
23	GOLDER ASSOCIATES CORP.	129.7
24	SENER INGENIERÍA Y SISTEMAS SA	128.2
25	JSTI GROUP	118.7
26	TETRA TECH INC.	114.0
27	TPF SA	109.3
28	AYESA	104.3
29	GHD	104.1
30	AURECON	102.4
31	NIPPON KOEI GROUP	102.1
32	TÉCNICA Y PROYECTOS SA (TYPESA)	98.0
33	CHINA RAILWAY DESIGN CORP.	96.7
34	ACCIONA INFRASTRUCTURE	90.9
35	MEINHARDT GROUP INTERNATIONAL	82.4
36	HATCH LTD.	77.0
37	PROGER SPA	76.8
38	POWER CONSTRUCTION CORP. OF CHINA	76.2
39	CHINA RAILWAY GROUP LTD.	75.4
40	BECHTEL	69.0
41	ITALCONSULT SPA	68.2
42	CHINA RAILWAY CONSTRUCTION CORP. LTD.	61.0
43	MORRISON HERSHFIELD	60.0
44	FLUOR CORP.	58.1
45	GANNETT FLEMING	52.0
46	ILF CONSULTING ENGINEERS	50.6
47	SETEC	50.6
48	FUGRO NV	49.0
49	KHATIB & ALAMI	47.9
50	IDOM	46.6

*BASED ON 2018 CONTRACTOR AND DESIGN FIRM REVENUE FROM TRANSPORTATION AS REPORTED IN ENR'S SURVEYS OF LEADING CONTRACTORS AND DESIGN FIRMS.

**BASED ON SUPPLEMENTAL MARKET REVENUE DATA FROM 2018 PROVIDED BY INDUSTRY FIRMS PARTICIPATING IN ENR'S SOURCEBOOK MARKET SURVEY. SEE ENR.COM FOR COMPLETE LISTINGS.

Top International Contractors

HIGHWAYS		
RANK	FIRM	REVENUE (\$ MIL.**)
1	BOUYGUES	7,274.0
2	CHINA COMMUNICATIONS CONSTRUCTION GROUP LTD.	5,897.1
3	ACS, ACTIVIDADES DE CONSTRUCCIÓN Y SERVICIOS SA	5,587.2
4	FERROVIAL	4,988.4
5	HOCHTIEF AKTIENGESELLSCHAFT	3,307.0
6	CHINA STATE CONSTRUCTION ENGINEERING CORP. LTD.	2,858.8
7	CHINA RAILWAY CONSTRUCTION CORP. LTD.	1,780.0
8	SKANSKA AB	1,712.0
9	CHINA RAILWAY GROUP LTD.	1,471.4
10	SACYR	1,327.5
11	POWER CONSTRUCTION CORP. OF CHINA	1,310.4
12	OBRASCON HUARTE LAIN SA	1,166.7
13	ALARKO CONTRACTING GROUP	737.3
14	LARSEN & TOUBRO LTD.	475.3
15	CONSOLIDATED CONTRACTORS GROUP	462.7
16	IC ICTAS INSAAT SANAYI VE TICARET AS	389.4
17	CHINA HENAN INTERNATIONAL COOP. GROUP CO. LTD.	366.8
18	KOLIN N AAT TURIZM SANAYI VE TICARET AS	349.0
19	DOGUS IINSAAT VE TICARET AS	344.2
20	ONUR TAAHHÜT TA IMACILIK N AAT TICARET VE SANAYI AS	343.9
21	CHINA NATIONAL AERO-TECHNOLOGY INT'L ENG'G CORP.	326.5
22	CHINA WU YI CO. LTD.	304.5
23	ZHONGMEI ENGINEERING GROUP LTD.	297.1
24	YUNNAN CONSTRUCTION AND INVESTMENT HOLDING GROUP CO. LTD.	294.6
25	CHINA JIANGXI INTERNATIONAL ECO. AND TECHN. COOP. CO. LTD.	290.5

MARINE AND PORT FACILITIES		
RANK	FIRM	REVENUE (\$ MIL.**)
1	CHINA COMMUNICATIONS CONSTRUCTION GROUP LTD.	4,927.7
2	HYUNDAI ENGINEERING & CONSTRUCTION CO. LTD.	1,278.7
3	PENTA-OCEAN CONSTRUCTION CO. LTD.	633.9
4	HYUNDAI ENGINEERING CO. LTD.	345.5
5	BOUYGUES	315.0
6	POWER CONSTRUCTION CORP. OF CHINA	208.3
7	DAELIM INDUSTRIAL CO. LTD.	158.8
8	PER AARSLEFF HOLDING A/S	128.2
9	AFCONS INFRASTRUCTURE LTD.	122.6
10	GS ENGINEERING & CONSTRUCTION	116.4
11	STFA CONSTRUCTION GROUP	104.3
12	GAP INSAAT YATIRIM VE DIS TICARET AS	99.6
13	CHINA STATE CONSTRUCTION ENGINEERING CORP. LTD.	65.7
14	SKANSKA AB	54.0
15	BAUER AG	42.0
16	CHINA ENERGY ENGINEERING CORP. LTD.	30.8
17	ACS, ACTIVIDADES DE CONSTRUCCIÓN Y SERVICIOS SA	30.0
18	HOCHTIEF AKTIENGESELLSCHAFT	30.0
19	CHINA RAILWAY GROUP LTD.	29.6
20	ILK CONSTRUCTION	27.9
21	CHINA RAILWAY CONSTRUCTION CORP. LTD.	26.0
22	SHANGHAI CONSTRUCTION GROUP CO. LTD.	22.1
23	AMERICAN BRIDGE CO.	19.0
24	KAJIMA CORP.	17.9
25	CHINA INTERNATIONAL WATER & ELECTRIC CORP. (CWE)	15.0

Top International Design Firms

HIGHWAYS		
RANK	FIRM	REVENUE (\$ MIL.**)
1	WSP	1,036.5
2	AECOM	625.1
3	SNC-LAVALIN INC.	549.8
4	EGIS	416.8
5	JACOBS	349.9
6	STANTEC INC.	281.9
7	DAR GROUP	237.7
8	ARUP	197.3
9	SURBANA JURONG PRIVATE LTD.	169.0
10	PARSONS CORP.	145.1
11	WOOD	126.0
12	JSTI GROUP	118.7
13	MOTT MACDONALD	114.7
14	AF POYRY	111.3
15	RAMBOLL GROUP A/S	93.4
16	COWI A/S	77.0
17	TETRA TECH INC.	75.0
18	POWER CONSTRUCTION CORP. OF CHINA	61.2
19	CHINA COMMUNICATIONS CONSTRUCTION GROUP LTD.	55.8
20	FLUOR CORP.	33.8
21	LEA GROUP OF COS.	32.7
22	ROYAL HASKONINGDHV	28.2
23	KHATIB & ALAMI	28.1
24	IRD ENGINEERING SRL	27.3
25	CDM SMITH	26.9

MARINE AND PORT FACILITIES		
RANK	FIRM	REVENUE (\$ MIL.**)
1	CHINA COMMUNICATIONS CONSTRUCTION GROUP LTD.	424.1
2	ROYAL HASKONINGDHV	77.5
3	JACOBS	66.4
4	COWI A/S	65.0
5	AECOM	57.0
6	WSP	56.8
7	MOTT MACDONALD	43.2
8	RAMBOLL GROUP A/S	41.8
9	KBR INC.	28.0
10	ARUP	21.9
11	ARTELIA	20.4
12	STANTEC INC.	20.0
13	DORSCH HOLDING GMBH	18.2
14	MOFFATT & NICHOL	18.0
15	DAR GROUP	17.9
16	SNC-LAVALIN INC.	17.5
17	SENER INGENIERÍA Y SISTEMAS SA	16.0
18	GOLDER ASSOCIATES CORP.	14.1
19	TETRA TECH INC.	14.0
20	NIPPON KOEI GROUP	14.0
21	POWER CONSTRUCTION CORP. OF CHINA	12.7
22	TÉCNICA Y PROYECTOS SA (TYPSA)	10.9
23	ORIENTAL CONSULTANTS GLOBAL	9.6
24	IDOM	9.0
25	TRC	8.9

*BASED ON 2018 CONTRACTOR AND DESIGN FIRM REVENUE FROM TRANSPORTATION AS REPORTED IN ENR'S SURVEYS OF LEADING CONTRACTORS AND DESIGN FIRMS.

**BASED ON SUPPLEMENTAL MARKET REVENUE DATA FROM 2018 PROVIDED BY INDUSTRY FIRMS PARTICIPATING IN ENR'S SOURCEBOOK MARKET SURVEY. SEE ENR.COM FOR COMPLETE LISTINGS.

Top International Contractors

AIRPORTS		
RANK	FIRM	REVENUE (\$ MIL.**)
1	TAV CONSTRUCTION	1,143.3
2	ACS, ACTIVIDADES DE CONSTRUCCIÓN Y SERVICIOS SA	1,042.0
3	HOCHTIEF AKTIENGESELLSCHAFT	1,042.0
4	SKANSKA AB	1,002.0
5	LIMAK INSAAT SANAYI VE TICARET AS	930.0
6	BECHTEL	462.4
7	CHINA STATE CONSTRUCTION ENGINEERING CORP. LTD.	439.4
8	CONSOLIDATED CONTRACTORS GROUP	417.8
9	CHINA COMMUNICATIONS CONSTRUCTION GROUP LTD.	377.1
10	CHINA RAILWAY CONSTRUCTION CORP. LTD.	220.0
11	CHINA NATIONAL AERO-TECHNOLOGY INT'L ENG'G CORP.	195.0
12	BOUYGUES	182.0
13	FERROVIAL	177.6
14	TEPE INSAAT SANAYI AS	172.0
15	KAJIMA CORP.	158.7
16	BEIJING URBAN CONSTRUCTION GROUP CO. LTD.	128.4
17	WEIHAI INTERNATIONAL ECON. & TECH. COOP. CO. LTD.	112.9
18	CENGIZ CONSTRUCTION INDUSTRY & TRADE CO. INC.	102.0
19	PENTA-OCEAN CONSTRUCTION CO. LTD.	101.8
20	PCL CONSTRUCTION ENTERPRISES INC.	96.6
21	ANEL ELEKTRIK PROJE TAAHHÜT TIC. AS	88.6
22	SUMMA TURIZM YATIRIMCILIGI AS	87.8
23	MAPA INSAAT VE TICARET AS	76.1
24	AECOM	63.6
25	SACYR	56.0

MASS TRANSIT AND RAIL		
RANK	FIRM	REVENUE (\$ MIL.**)
1	CHINA COMMUNICATIONS CONSTRUCTION GROUP LTD.	5,085.4
2	BECHTEL	3,343.1
3	ACS, ACTIVIDADES DE CONSTRUCCIÓN Y SERVICIOS SA	3,329.0
4	CHINA RAILWAY CONSTRUCTION CORP. LTD.	2,260.0
5	HOCHTIEF AKTIENGESELLSCHAFT	1,965.0
6	SKANSKA AB	1,461.0
7	CHINA RAILWAY GROUP LTD.	1,307.0
8	BOUYGUES	1,276.0
9	YAPI MERKEZI INSAAT VE SANAYI AS	1,019.7
10	CONSOLIDATED CONTRACTORS GROUP	827.4
11	OBAYASHI CORP.	788.0
12	OBRASCON HUARTE LAIN SA	610.8
13	LARSEN & TOUBRO LTD.	523.2
14	POWER CONSTRUCTION CORP. OF CHINA	501.4
15	GHELLA SPA	457.0
16	FERROVIAL	433.2
17	GS ENGINEERING & CONSTRUCTION	426.4
18	SHANGHAI URBAN CONSTRUCTION (GROUP) CORP.	358.3
19	YUKSEL INSAAT CO. INC.	313.8
20	NORINCO INTERNATIONAL COOP. LTD.	281.3
21	RIZZANI DE ECCHER SPA	234.1
22	IMPRESA PIZZAROTTI & C. SPA	223.5
23	RAILWORKS CORP.	190.0
24	ANEL ELEKTRIK PROJE TAAHHÜT TIC. AS	168.3
25	PCL CONSTRUCTION ENTERPRISES INC.	140.3

Top International Design Firms

AIRPORTS		
RANK	FIRM	REVENUE (\$ MIL.**)
1	DAR GROUP	254.5
2	SNC-LAVALIN INC.	157.6
3	JACOBS	140.8
4	ARUP	133.3
5	AECOM	128.9
6	WSP	97.3
7	MOTT MACDONALD	81.9
8	EGIS	68.6
9	RAMBOLL GROUP A/S	68.6
10	ROYAL HASKONINGDHV	52.1
11	WOOD	49.0
12	MEINHARDT GROUP INTERNATIONAL	41.2
13	STANTEC INC.	36.6
14	AF POYRY	28.7
15	KOHN PEDERSEN FOX ASSOCIATES PC	25.4
16	COWI A/S	22.9
17	BECHTEL	21.2
18	KBR INC.	20.0
19	GHAFFARI ASSOCIATES LLC	19.5
20	CONSOLIDATED CONTRACTORS GROUP	18.9
21	NIPPON KOEI GROUP	13.9
22	INGENIERÍA Y ECONOMÍA DEL TRANSPORTE SME MP SA (INECO)	13.8
23	AEDAS	13.6
24	TÉCNICA Y PROYECTOS SA (TYPESA)	12.7
25	SURBANA JURONG PRIVATE LTD.	11.0

MASS TRANSIT AND RAIL		
RANK	FIRM	REVENUE (\$ MIL.**)
1	WSP	947.8
2	SNC-LAVALIN INC.	626.3
3	AECOM	549.3
4	SYSTRA	475.2
5	JACOBS	394.5
6	ARUP	243.2
7	MOTT MACDONALD	217.8
8	EGIS	174.1
9	STANTEC INC.	151.3
10	DAR GROUP	151.0
11	COWI A/S	133.6
12	RAMBOLL GROUP A/S	120.5
13	CHINA RAILWAY DESIGN CORP.	96.8
14	SENER INGENIERÍA Y SISTEMAS SA	90.8
15	ORIENTAL CONSULTANTS GLOBAL	84.4
16	SURBANA JURONG PRIVATE LTD.	82.0
17	GOLDER ASSOCIATES CORP.	78.8
18	HATCH LTD.	78.0
19	PARSONS CORP.	73.5
20	AF POYRY	70.5
21	CHINA RAILWAY GROUP LTD.	56.8
22	TÉCNICA Y PROYECTOS SA (TYPESA)	53.9
23	GANNETT FLEMING	45.0
24	BECHTEL	44.9
25	NIPPON KOEI GROUP	41.5

*BASED ON 2018 CONTRACTOR AND DESIGN FIRM REVENUE FROM TRANSPORTATION AS REPORTED IN ENR'S SURVEYS OF LEADING CONTRACTORS AND DESIGN FIRMS.

**BASED ON SUPPLEMENTAL MARKET REVENUE DATA FROM 2018 PROVIDED BY INDUSTRY FIRMS PARTICIPATING IN ENR'S SOURCEBOOK MARKET SURVEY. SEE ENR.COM FOR COMPLETE LISTINGS.

Top International Contractors

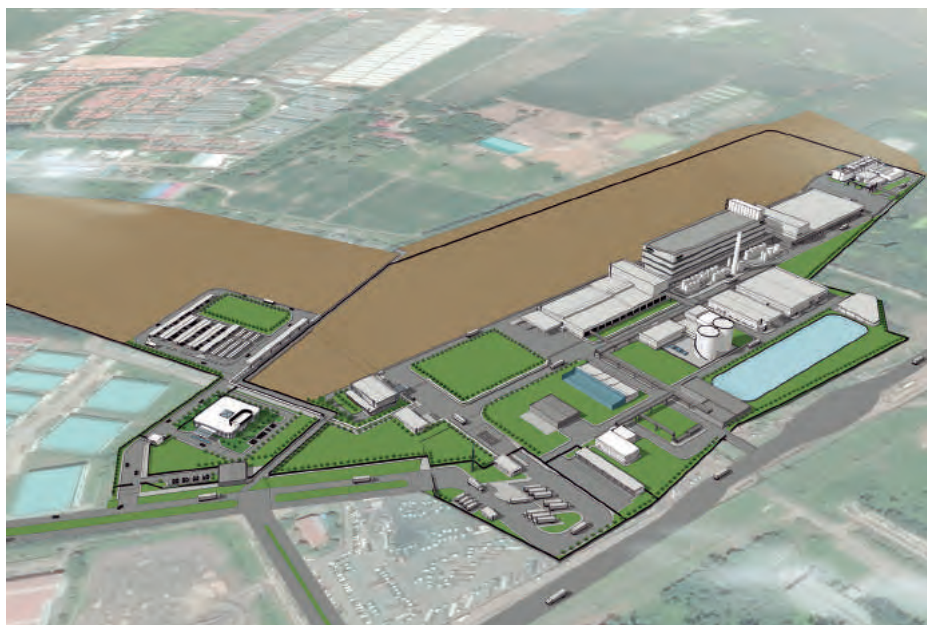
BRIDGES		
RANK	FIRM	REVENUE (\$ MIL.**)
1	CHINA STATE CONSTRUCTION ENGINEERING CORP. LTD.	983.0
2	OBAYASHI CORP.	875.0
3	CHINA COMMUNICATIONS CONSTRUCTION GROUP LTD.	823.7
4	BOUYGUES	611.0
5	ACS, ACTIVIDADES DE CONSTRUCCIÓN Y SERVICIOS SA	533.0
6	HOCHTIEF AKTIENGESELLSCHAFT	487.0
7	SKANSKA AB	422.0
8	CHINA RAILWAY GROUP LTD.	351.0
9	FERROVIAL	348.0
10	DAELIM INDUSTRIAL CO. LTD.	229.4
11	CHINA RAILWAY CONSTRUCTION CORP. LTD.	186.0
12	SACYR	184.9
13	AFCONS INFRASTRUCTURE LTD.	159.8
14	PCL CONSTRUCTION ENTERPRISES INC.	159.5
15	HYUNDAI ENGINEERING & CONSTRUCTION CO. LTD.	150.8
16	GS ENGINEERING & CONSTRUCTION	124.3
17	YAPI MERKEZI NSAAT VE SANAYI AS	120.5
18	SUMITOMO MITSUI CONSTRUCTION CO. LTD.	110.1
19	BAUER AG	109.1
20	RIZZANI DE ECCHER SPA	94.4
21	SHANDONG LUQIAO GROUP CO. LTD.	94.2
22	LARSEN & TOUBRO LTD.	57.0
23	XPCC CONSTRUCTION & ENGINEERING (GROUP) CO. LTD.	50.5
24	ZHONGMEI ENGINEERING GROUP LTD.	46.0
25	THE ARAB CONTRACTORS CO. "OSMAN AHMED OSMAN & CO."	46.0

Top International Design Firms

BRIDGES		
RANK	FIRM	REVENUE (\$ MIL.**)
1	WSP	263.9
2	AECOM	235.6
3	DAR GROUP	111.5
4	COWI A/S	101.3
5	JACOBS	80.9
6	STANTEC INC.	67.8
7	RAMBOLL GROUP A/S	63.7
8	SYSTRA	40.2
9	MOTT MACDONALD	34.4
10	TETRA TECH INC.	25.0
11	CHODAI GROUP	24.8
12	FLUOR CORP.	24.3
13	AF POYRY	16.1
14	MORRISON HERSHFIELD	13.7
15	WOOD	11.0
16	ORIENTAL CONSULTANTS GLOBAL	11.0
17	EGIS	10.0
18	PARSONS CORP.	10.0
19	TÉCNICA Y PROYECTOS SA (TYPESA)	9.8
20	DORSCH HOLDING GMBH	8.3
21	SURBANA JURONG PRIVATE LTD.	8.0
22	CHINA COMMUNICATIONS CONSTRUCTION GROUP LTD.	7.7
23	HDR	7.1
24	NIPPON KOEI GROUP	6.0
25	ASSOCIATED CONSULTING ENGINEERS	5.0
25	KBR INC.	5.0

*BASED ON 2018 CONTRACTOR AND DESIGN FIRM REVENUE FROM TRANSPORTATION AS REPORTED IN ENR'S SURVEYS OF LEADING CONTRACTORS AND DESIGN FIRMS.

**BASED ON SUPPLEMENTAL MARKET REVENUE DATA FROM 2018 PROVIDED BY INDUSTRY FIRMS PARTICIPATING IN ENR'S SOURCEBOOK MARKET SURVEY. SEE ENR.COM FOR COMPLETE LISTINGS.



SPECIALTY About 110,000 tons a year of lyocell, a wood-based fiber used to make fabric, will be produced at what will be the largest such facility in the world.

World Class

Milestone Fiber Production Plant Under Construction in Thailand

Construction is officially underway in Prachinburi Province, Thailand, on the world's largest lyocell production facility. Owned by Lenzing Group of Austria, the plant, located at an industrial park approximately 90 miles east of Bangkok, is designed to produce 110,000 tons per year of the wood-based specialty fiber, which is used for clothing and non-woven applications. Along with existing overall infrastructure and access to key Asian markets, the site offers a sustainable biogenic energy supply that will help Lenzing meet its ambitious CO₂ targets. Wood PLC, Aberdeen, Scotland, is providing engineering, procurement and construction management services for Lenzing's initial \$440-million investment in the facility, which includes the first of four planned state-of-the-art production lines, site development and associated infrastructure. Wood is also responsible for project supervision, including safety, quality assurance and cost and progress control. Plans call for the plant to be complete in the third quarter of 2021, with lyocell production beginning soon afterward. ■

By Jim Parsons

“The global outlook remains precarious with a synchronized slowdown and uncertain recovery. At 3 percent growth, there is no room for policy mistakes and an urgent need for policymakers to support growth.”

—Gita Gopinath, Economic Counselor and Director of Research International Monetary Fund

Sweden

Fossil-Free Foundry

Skanska is constructing a 269,000-sq-ft engine component manufacturing foundry in Södertälje. Powered entirely by renewable energy sources, the \$62.2-million two-level facility will triple the capacity of an existing century-old foundry when it begins operations next year. Efficient materials handling and heat recovery technology are projected to cut the owner's current energy demand by half.

Togo

Cementing a Building Material Presence

Dagonte Industries has announced plans to build a \$60-million cement factory in the capital of Lome, Togo, providing a new source of building material for West Africa. Construction is set to begin early next year, with an announced annual production capacity of 1.5 million tons. A companion project calls for tapping Togo's extensive phosphate reserves to supply a new fertilizer processing facility that will be located in Lagos, Nigeria.

South America

Double Deal on Data Centers

Two U.S. technology giants are planning new large-scale data centers to support the region's economic development. Amazon Web Services will begin construction within the next 12 months on an \$800-million regional data center near Buenos Aires, Argentina. In Uruguay, Google will build its second Latin America data storage and server management facility at Science Park in Canelones.



MEXICO

CONTINENTAL'S 'PLANT OF THE FUTURE'

SSOE Group, Toledo, Ohio, is providing EPCM services for Continental AG's 270,000-sq-ft automotive electronics components production facility in Aguascalientes, Mexico. Designed as a "plant of the future," the single-story production facility and adjacent two-story office building aims to achieve LEED Gold certification. Production is set to begin in 2021.

Top International Contractors

MANUFACTURING		
RANK	FIRM	REVENUE (\$ MIL.)*
1	CHINA COMMUNICATIONS CONSTRUCTION GROUP LTD.	2,291.4
2	CHIYODA CORP.	2,241.0
3	SINOMA INTERNATIONAL ENGINEERING CO. LTD.	1,812.2
4	TAKENAKA CORP.	984.0
5	SAMSUNG C&T CORP.	940.5
6	GS ENGINEERING & CONSTRUCTION	719.6
7	SKANSKA AB	670.0
8	HYUNDAI ENGINEERING & CONSTRUCTION CO. LTD.	589.6
9	HYUNDAI ENGINEERING CO. LTD.	567.3
10	KAJIMA CORP.	469.5
11	EIFFAGE	460.0
12	LARSEN & TOUBRO LTD.	356.5
13	SK E&C	348.7
14	ACS, ACTIVIDADES DE CONSTRUCCIÓN Y SERVICIOS SA	335.0
15	HOCHTIEF AKTIENGESELLSCHAFT	335.0
16	SHIMIZU CORP.	309.3
17	SAMSUNG ENGINEERING CO. LTD.	278.9
18	PER AARSLEFF HOLDING A/S	264.8
19	TBEA CO. LTD.	264.1
20	GAP INSAAT YATIRIM VE DIS TICARET AS	161.6
21	CHINA RAILWAY GROUP LTD.	147.2
22	MOTA-ENGIL	142.0
23	BOUYGUES	121.0
24	KINDEN CORP.	107.0
25	HAZAMA ANDO CORP.	100.0
26	WALBRIDGE	93.6
27	ESTA INSAAT SANAYI LOJISTIK VE DIS TICARET ANONIM SIRKETI	84.9
28	ACCIONA INFRASTRUCTURE	82.6
29	CHINA NATIONAL MACHINERY INDUSTRY CORP.	73.1
30	BARTON MALOW CO.	67.6
31	CTCI CORP.	65.9
32	SENER INGENIERÍA Y SISTEMAS SA	63.9
33	RAMBOLL GROUP A/S	57.5
34	PCL CONSTRUCTION ENTERPRISES INC.	51.0
35	NORINCO INTERNATIONAL COOP. LTD.	46.2
36	POSCO ENGINEERING & CONSTRUCTION	44.3
37	LENLEASE	42.4
38	COMMERCIAL CONTRACTING CORP.	32.0
39	CHINA NATIONAL COMPLETE PLANT IMP. & EXP. GROUP CORP. LTD.	28.8
40	OBRASCON HUARTE LAIN SA	28.4
41	MAEDA CORP.	27.0
42	AECOM	24.0
43	CHINA STATE CONSTRUCTION ENGINEERING CORP. LTD.	21.7
44	BAUER AG	21.3
45	POWER CONSTRUCTION CORP. OF CHINA	21.2
46	FLUOR CORP.	20.2
47	RENAISSANCE CONSTRUCTION	16.0
48	CHINA METALLURGICAL GROUP CORP.	15.2
49	ANHUI FOREIGN ECONOMIC CONSTRUCTION (GROUP) CO. LTD.	12.3
50	CHINA TIANCHEN ENGINEERING CORP.	12.0

Top International Design Firms

MANUFACTURING		
RANK	FIRM	REVENUE (\$ MIL.)*
1	LARSEN & TOUBRO LTD.	463.2
2	ARCADIS NV	441.0
3	WOOD	361.0
4	KBR INC.	46.0
5	JACOBS	45.2
6	GOLDER ASSOCIATES CORP.	44.8
7	ARUP	41.8
8	SAMOO ARCHITECTS & ENGINEERS	39.1
9	AECOM	33.0
10	AURECON	21.9
11	RAMBOLL GROUP A/S	21.6
12	IBI GROUP INC.	21.0
13	AF POYRY	19.0
14	GP STRATEGIES	18.4
15	BECA GROUP LTD.	17.0
16	PM GROUP	16.6
17	JENSEN HUGHES	15.0
18	CHINA TIANCHEN ENGINEERING CORP.	15.0
19	SAMSUNG ENGINEERING CO. LTD.	14.8
20	SNC-LAVALIN INC.	13.0
21	WSP	12.9
22	SSOE GROUP	12.5
23	IDOM	12.1
24	BILFINGER TEBODIN	12.0
25	STANTEC INC.	11.8
26	SK E&C	10.2
27	MEINHARDT GROUP INTERNATIONAL	9.3
28	SWECO	9.0
29	SHAKER GROUP	7.6
30	KAJIMA CORP.	6.2
31	ROYAL HASKONINGDHV	5.4
32	GHAFAARI ASSOCIATES LLC	5.4
33	DORSCH HOLDING GMBH	5.1
34	TETRA TECH INC.	5.0
35	LEIDOS	4.9
36	PAGE SOUTHERLAND PAGE INC. (PAGE)	4.0
37	TPF SA	3.9
38	DAR GROUP	3.8
39	SETEC	3.2
40	CHINA NATIONAL MACHINERY INDUSTRY CORP.	2.9
41	FLUOR CORP.	2.3
42	INTERFACE ENGINEERING INC.	2.3
43	ASSYSTEM	2.0
44	MAEDA CORP.	2.0
45	SUMITOMO MITSUI CONSTRUCTION CO. LTD.	1.6
46	CECI ENGINEERING CONSULTANTS INC., TAIWAN	1.4
47	STUDI INTERNATIONAL	1.3
48	AMG AL AMAR CONSULTING GROUP SA	1.2
49	SHIMIZU CORP.	1.2
50	ALBERT KAHN ASSOCIATES	1.0

*BASED ON 2018 CONTRACTOR AND DESIGN FIRM REVENUE FROM MANUFACTURING, INDUSTRIAL PROCESS AND TELECOMMUNICATIONS AS REPORTED IN ENR'S SURVEYS OF LEADING CONTRACTORS AND DESIGN FIRMS.
 **BASED ON SUPPLEMENTAL MARKET REVENUE DATA FROM 2018 PROVIDED BY INDUSTRY FIRMS PARTICIPATING IN ENR'S SOURCEBOOK MARKET SURVEY. SEE ENR.COM FOR COMPLETE LISTINGS.

Top International Contractors

INDUSTRIAL PROCESS		
RANK	FIRM	REVENUE (\$ MIL. *)
1	FLUOR CORP.	2,372.6
2	DANIELI & C. O.M. SPA	1,898.5
3	CHINA METALLURGICAL GROUP CORP.	1,822.6
4	BECHTEL	1,604.0
5	CHINA NATIONAL CHEMICAL ENGINEERING GROUP CORP. LTD.	1,364.7
6	STRABAG SE	1,022.0
7	ACS, ACTIVIDADES DE CONSTRUCCIÓN Y SERVICIOS SA	783.0
8	HOCHTIEF AKTIENGESELLSCHAFT	774.0
9	SINOSTEEL EQUIPMENT & ENGINEERING CO. LTD.	720.0
10	VINCI	679.2
11	CHINA NATIONAL MACHINERY INDUSTRY CORP.	652.9
12	DRA GLOBAL LTD.	619.5
13	THYSSENKRUPP INDUSTRIAL SOLUTIONS	597.1
14	CHINA NONFERROUS METAL IND.'S FOREIGN ENG'G & CONSTR. CO.	553.0
15	CITIC CONSTRUCTION CO. LTD.	462.5
16	ALBERICI-FLINTCO	442.7
17	SKANSKA AB	442.0
18	BOUYGUES	331.0
19	EIFFAGE	300.0
20	JACOBS	287.5
21	RENAISSANCE CONSTRUCTION	283.0
22	ORASCOM CONSTRUCTION PLC	259.3
23	WOOD	254.0
24	CHINA TRIUMPH INTERNATIONAL ENGINEERING CO. LTD.	209.1
25	KIEWIT CORP.	203.0
26	SHIMIZU CORP.	169.0
27	SNC-LAVALIN INC.	141.9
28	LARSEN & TOUBRO LTD.	139.3
29	SAMSUNG ENGINEERING CO. LTD.	129.5
30	OBRASCON HUARTE LAIN SA	125.7
31	CHINA NATIONAL COMPLETE PLANT IMP. & EXP. GROUP CORP. LTD.	119.1
32	HANWHA ENGINEERING&CONSTRUCTION	116.1
33	CHINA HENAN INTERNATIONAL COOP. GROUP CO. LTD.	110.9
34	JIANGLIAN HEAVY INDUSTRY GROUP CO. LTD.	102.0
35	KAJIMA CORP.	101.4
36	SAMSUNG C&T CORP.	89.3
37	GRAY CONSTRUCTION	88.0
38	GILBANE BUILDING CO.	85.9
39	HYUNDAI ENGINEERING & CONSTRUCTION CO. LTD.	84.1
40	HYUNDAI ENGINEERING CO. LTD.	83.4
41	PCL CONSTRUCTION ENTERPRISES INC.	79.3
42	SACYR	73.7
43	CHINA GENERAL TECHNOLOGY (GROUP) HOLDING CO. LTD.	73.0
44	POSCO ENGINEERING & CONSTRUCTION	68.1
45	KBR INC.	68.0
46	HASKELL	60.5
47	CHINA ALUMINUM INTERNATIONAL ENGINEERING CORP. LTD.	58.6
48	VEPICA GRUPO INTERNACIONAL	57.8
49	CHINA WU YI CO. LTD.	57.5
50	KINDEN CORP.	53.0

Top International Design Firms

INDUSTRIAL PROCESS		
RANK	FIRM	REVENUE (\$ MIL. *)
1	WOOD	766.0
2	JACOBS	575.3
3	INTERTEK-PSI	455.0
4	HATCH LTD.	312.0
5	FLUOR CORP.	275.2
6	AF POYRY	214.0
7	DRA GLOBAL LTD.	163.7
8	SWECO	140.0
9	BECHTEL	118.0
10	LARSEN & TOUBRO LTD.	98.9
11	SNC-LAVALIN INC.	97.1
12	WORLEY	96.7
13	KBR INC.	92.0
14	GOLDER ASSOCIATES CORP.	82.8
15	PM GROUP	77.9
16	ARCADIS NV	74.0
17	THYSSENKRUPP INDUSTRIAL SOLUTIONS	66.4
18	WSP	53.8
19	STANTEC INC.	37.6
20	IDOM	35.9
21	AECOM	35.5
22	GHD	31.9
23	IPS-INTEGRATED PROJECT SERVICES LLC	31.5
24	RAMBOLL GROUP A/S	28.8
25	CHINA NATIONAL MACHINERY INDUSTRY CORP.	26.1
26	ARUP	18.4
27	MOTT MACDONALD	16.4
28	CHINA METALLURGICAL GROUP CORP.	14.3
29	BECA GROUP LTD.	12.0
30	AYESA	11.8
31	EXP	11.3
32	ASSYSTEM	11.0
33	CHINA TRIUMPH INTERNATIONAL ENGINEERING CO. LTD.	11.0
34	KAJIMA CORP.	10.9
35	PCG PROFABRIL CONSULPLANO GLOBAL SA	10.7
36	CRB	10.4
37	CHINA TIANCHEN ENGINEERING CORP.	10.0
38	DAR GROUP	9.3
39	SAMSUNG ENGINEERING CO. LTD.	7.6
40	BARR ENGINEERING CO.	7.3
41	BILFINGER TEBODIN	7.0
42	ON-BOARD ENGINEERING CORP.	6.8
43	BLACK & VEATCH	5.9
44	TETRA TECH INC.	5.0
45	CHINA NONFERROUS METAL IND.'S FOREIGN ENG'G & CONSTR. CO.	4.9
46	VEPICA GRUPO INTERNACIONAL	4.9
47	FOTH COS.	4.7
48	DBA GROUP SPA	4.4
49	HIXSON ARCHITECTURE & ENGINEERING	3.5
50	KLEINFELDER	3.4

Top International Contractors

AUTO ASSEMBLY PLANTS		
RANK	FIRM	REVENUE (\$ MIL.**)
1	HYUNDAI ENGINEERING & CONSTRUCTION CO. LTD.	583.6
2	HYUNDAI ENGINEERING CO. LTD.	567.3
3	SHIMIZU CORP.	137.8
4	KAJIMA CORP.	109.8
5	ESTA INSAAT SANAYI LOJISTIK VE DIS TICARET ANONIM SIRKETI	84.9
6	SINOMA INTERNATIONAL ENGINEERING CO. LTD.	76.6
7	BARTON MALOW CO.	67.6
8	BOUYGUES	64.0
9	CHINA NATIONAL MACHINERY INDUSTRY CORP.	50.2
10	SKANSKA AB	48.0

STEEL AND NON-FERROUS METALS		
RANK	FIRM	REVENUE (\$ MIL.**)
1	FLUOR CORP.	1,763.4
2	CHINA METALLURGICAL GROUP CORP.	1,599.8
3	BECHTEL	1,562.8
4	SINOSTEEL EQUIPMENT & ENGINEERING CO. LTD.	720.0
5	CHINA NONFERROUS METAL IND. FOREIGN ENG'G & CONSTR. CO.	553.0
6	CHINA RAILWAY GROUP LTD.	147.2
7	CHINA HENAN INTERNATIONAL COOP. GROUP CO. LTD.	110.9
8	HOCHTIEF AKTIENGESELLSCHAFT	68.0
9	ACS, ACTIVIDADES DE CONSTRUCCIÓN Y SERVICIOS SA	68.0
10	JACOBS	65.8
11	WOOD	64.0
12	CHINA ALUMINUM INTERNATIONAL ENGINEERING CORP. LTD.	58.6
13	BOUYGUES	58.0
14	SUMITOMO MITSUI CONSTRUCTION CO. LTD.	42.6
15	CHINA NATIONAL MACHINERY INDUSTRY CORP.	40.9
16	SKANSKA AB	40.0
17	CHINA RAILWAY CONSTRUCTION CORP. LTD.	40.0
18	LARSEN & TOUBRO LTD.	38.7
19	BAUER AG	35.1
20	POSCO ENGINEERING & CONSTRUCTION	33.4

Top International Design Firms

AUTO ASSEMBLY PLANTS		
RANK	FIRM	REVENUE (\$ MIL.**)
1	LARSEN & TOUBRO LTD.	191.8
2	WOOD	167.0
3	AECOM	22.6
4	AF POYRY	15.4
5	WSP	11.5
6	ARUP	9.9
7	IDOM	9.1
8	STANTEC INC.	8.4
9	SSEO GROUP	8.2
10	JACOBS	7.7

STEEL AND NON-FERROUS METALS		
RANK	FIRM	REVENUE (\$ MIL.**)
1	WOOD	422.0
2	HATCH LTD.	312.0
3	FLUOR CORP.	259.2
4	JACOBS	205.1
5	BECHTEL	94.4
6	WORLEY	56.0
7	GOLDER ASSOCIATES CORP.	43.7
8	AECOM	23.8
9	IDOM	19.2
10	CHINA METALLURGICAL GROUP CORP.	14.3
11	AF POYRY	11.3
12	PCG PROFABRIL CONSULPLANO GLOBAL SA	9.6
13	BARR ENGINEERING CO.	7.3
14	WSP	5.5
15	CHINA NONFERROUS METAL IND. FOREIGN ENG'G & CONSTR. CO.	4.9
16	CTCI CORP.	2.4
17	EHA CONSULTING ENGINEERS	2.3
18	CHINA NATIONAL MACHINERY INDUSTRY CORP.	1.6
19	POSCO ENGINEERING & CONSTRUCTION	0.9
20	DAR GROUP	0.9

Top International Contractors

TELECOMMUNICATIONS		
RANK	FIRM	REVENUE (\$ MIL. **)
1	VINCI	2,587.9
2	ACS, ACTIVIDADES DE CONSTRUCCIÓN Y SERVICIOS SA	1,844.8
3	HOCHTIEF AKTIENGESSELLSCHAFT	1,687.0
4	BOUYGUES	182.0
5	STO BUILDING GROUP INC.	87.6
6	CHINA GENERAL TECHNOLOGY (GROUP) HOLDING CO. LTD.	69.5
7	EFFAGE	60.0
8	FLUOR CORP.	53.2
9	KINDEN CORP.	48.0
10	SKANSKA AB	32.0
11	THE WALSH GROUP LTD.	30.6
12	BAUER AG	28.5
13	ACCIONA INFRASTRUCTURE	28.4
14	CHINA METALLURGICAL GROUP CORP.	24.5
15	STRABAG SE	20.0
16	FORTIS CONSTRUCTION INC.	17.1
17	CHINA STATE CONSTRUCTION ENGINEERING CORP. LTD.	14.4
18	DPR CONSTRUCTION	11.0
19	HYUNDAI ENGINEERING & CONSTRUCTION CO. LTD.	10.8
20	HYUNDAI ENGINEERING CO. LTD.	10.8
21	NORINCO INTERNATIONAL COOP. LTD.	10.4
22	CHINA RAILWAY CONSTRUCTION CORP. LTD.	9.0
23	SHIMIZU CORP.	7.7
24	DAELIM INDUSTRIAL CO. LTD.	5.5
25	CHINA NATIONAL MACHINERY INDUSTRY CORP.	4.0

Top International Design Firms

TELECOMMUNICATIONS		
RANK	FIRM	REVENUE (\$ MIL. **)
1	JACOBS	140.5
2	KBR INC.	55.0
3	ARUP	47.4
4	POWER CONSTRUCTION CORP. OF CHINA	42.3
5	FUGRO NV	36.0
6	BECHTEL	32.0
7	BURNS & MCDONNELL	25.8
8	RAMBOLL GROUP A/S	18.3
9	PM GROUP	17.2
10	SNC-LAVALIN INC.	15.3
11	DAR GROUP	15.1
12	ROYAL HASKONINGDHV	12.2
13	LARSEN & TOUBRO LTD.	11.1
14	AECOM	10.5
15	AURECON	10.3
16	WSP	8.6
17	CORGAN	8.4
18	AF POYRY	8.0
19	MORRISON HERSHFIELD	7.8
20	IDOM	7.2
21	H.P. GAUFF INGENIEURE GMBH & CO. KG-JBG	4.9
22	HDR	4.5
23	DORSCH HOLDING GMBH	4.3
24	PAGE SOUTHERLAND PAGE INC. (PAGE)	4.0
25	MEINHARDT GROUP INTERNATIONAL	4.0

MINING		
RANK	FIRM	REVENUE (\$ MIL. **)
1	ACS, ACTIVIDADES DE CONSTRUCCIÓN Y SERVICIOS SA	4,347.3
2	THYSSENKRUPP INDUSTRIAL SOLUTIONS	594.2
3	CHINA NATIONAL MACHINERY INDUSTRY CORP.	469.5
4	FERROVIAL	369.6
5	CHINA STATE CONSTRUCTION ENGINEERING CORP. LTD.	187.9
6	BOUYGUES	164.0
7	NORINCO INTERNATIONAL COOP. LTD.	143.5
8	SNC-LAVALIN INC.	128.3
9	POWER CONSTRUCTION CORP. OF CHINA	127.4
10	CHINA RAILWAY GROUP LTD.	121.8
11	ANHUI FOREIGN ECONOMIC CONSTRUCTION (GROUP) CO. LTD.	74.3
12	CHINA RAILWAY CONSTRUCTION CORP. LTD.	62.0
13	CHINA ENERGY ENGINEERING CORP. LTD.	38.2
14	KIEWIT CORP.	29.7
15	SKANSKA AB	26.0

MINING		
RANK	FIRM	REVENUE (\$ MIL. **)
1	GOLDER ASSOCIATES CORP.	204.8
2	STANTEC INC.	191.3
3	HATCH LTD.	78.0
4	SNC-LAVALIN INC.	66.8
5	THYSSENKRUPP INDUSTRIAL SOLUTIONS	66.0
6	WSP	58.6
7	WORLEY	56.8
8	AF POYRY	30.2
9	CHINA NATIONAL MACHINERY INDUSTRY CORP.	18.8
10	WALDEMAR S. NELSON AND CO. INC.	8.4
11	ROYAL HASKONINGDHV	6.5
12	ARUP	4.1
13	SURBANA JURONG PRIVATE LTD.	4.0
14	CHINA METALLURGICAL GROUP CORP.	3.8
15	TETRA TECH INC.	3.0

Top International Contractors

CHEMICALS (NON-PETROLEUM)		
RANK	FIRM	REVENUE (\$ MIL.**)
1	CHINA NATIONAL MACHINERY INDUSTRY CORP.	323.5
2	FLUOR CORP.	271.3
3	CHINA TRIUMPH INTERNATIONAL ENGINEERING CO. LTD.	209.1
4	CHINA METALLURGICAL GROUP CORP.	155.3
5	SNC-LAVALIN INC.	141.9
6	WOOD	130.0
7	SAMSUNG ENGINEERING CO. LTD.	129.5
8	HANWHA ENGINEERING&CONSTRUCTION	112.7
9	SKANSKA AB	82.0
10	BOUYGUES	81.0
11	HYUNDAI ENGINEERING & CONSTRUCTION CO. LTD.	64.6
12	HYUNDAI ENGINEERING CO. LTD.	64.6
13	BECHTEL	40.9
14	NORINCO INTERNATIONAL COOP. LTD.	23.8
15	HOCHTIEF AKTIENGESELLSCHAFT	20.0
16	ACS, ACTIVIDADES DE CONSTRUCCIÓN Y SERVICIOS SA	20.0
17	CHINA WU YI CO. LTD.	19.6
18	KBR INC.	17.0
19	BAUER AG	15.0
20	YUNNAN CONSTRUCTION AND INVESTMENT HOLDING GROUP CO. LTD.	13.6

PHARMACEUTICALS		
RANK	FIRM	REVENUE (\$ MIL.**)
1	HOCHTIEF AKTIENGESELLSCHAFT	593.0
2	ACS, ACTIVIDADES DE CONSTRUCCIÓN Y SERVICIOS SA	593.0
3	M+W GROUP	390.0
4	SKANSKA AB	288.0
5	JACOBS	203.5
6	BOUYGUES	91.0
7	PCL CONSTRUCTION ENTERPRISES INC.	78.0
8	FLUOR CORP.	69.7
9	IPS-INTEGRATED PROJECT SERVICES LLC	40.6
10	KAJIMA CORP.	37.6

FOOD & BEVERAGES		
RANK	FIRM	REVENUE (\$ MIL.**)
1	ALBERICI-FLINTCO	441.9
2	KIEWIT CORP.	203.0
3	CHINA NATIONAL MACHINERY INDUSTRY CORP.	170.7
4	CHINA NATIONAL COMPLETE PLANT IMP. & EXP. GROUP CORP. LTD.	115.5
5	BOUYGUES	91.0
6	GRAY CONSTRUCTION	88.0
7	GILBANE BUILDING CO.	85.9
8	SHIMIZU CORP.	67.4
9	HASKELL	58.6
10	CITIC CONSTRUCTION CO. LTD.	46.3

PULP & PAPER		
RANK	FIRM	REVENUE (\$ MIL.**)
1	CHINA GENERAL TECHNOLOGY (GROUP) HOLDING CO. LTD.	73.2
2	KBR INC.	51.0
3	WOOD	13.0
4	CHINA METALLURGICAL GROUP CORP.	6.4
5	JACOBS	5.1

Top International Design Firms

CHEMICALS (NON-PETROLEUM)		
RANK	FIRM	REVENUE (\$ MIL.**)
1	WOOD	124.0
2	JACOBS	62.5
3	AF POYRY	49.3
4	WORLEY	40.7
5	BECHTEL	23.2
6	KBR INC.	23.0
7	LARSEN & TOUBRO LTD.	21.3
8	SNC-LAVALIN INC.	15.3
9	WSP	15.0
10	CHINA NATIONAL MACHINERY INDUSTRY CORP.	12.9
11	CHINA TRIUMPH INTERNATIONAL ENGINEERING CO. LTD.	11.0
12	GOLDER ASSOCIATES CORP.	9.7
13	SAMSUNG ENGINEERING CO. LTD.	7.6
14	FLUOR CORP.	5.1
15	TETRA TECH INC.	5.0
16	STANTEC INC.	4.3
17	MOTT MACDONALD	4.0
18	DAR GROUP	3.1
19	IDOM	2.7
20	RAMBOLL GROUP A/S	2.2

PHARMACEUTICALS		
RANK	FIRM	REVENUE (\$ MIL.**)
1	JACOBS	296.0
2	SNC-LAVALIN INC.	81.8
3	PM GROUP	65.1
4	LARSEN & TOUBRO LTD.	34.7
5	IPS-INTEGRATED PROJECT SERVICES LLC	31.5
6	AF POYRY	20.9
7	WOOD	17.0
8	STANTEC INC.	16.4
9	CRB	10.4
10	ARUP	10.3

FOOD & BEVERAGES		
RANK	FIRM	REVENUE (\$ MIL.**)
1	LARSEN & TOUBRO LTD.	42.9
2	WOOD	25.0
3	AF POYRY	17.4
4	PM GROUP	12.8
5	KAJIMA CORP.	9.3
6	ARUP	8.1
7	STANTEC INC.	7.6
8	WSP	6.9
9	CHINA NATIONAL MACHINERY INDUSTRY CORP.	6.8
10	GOLDER ASSOCIATES CORP.	5.3

PULP & PAPER		
RANK	FIRM	REVENUE (\$ MIL.**)
1	AF POYRY	115.0
2	WOOD	69.0
3	KBR INC.	69.0
4	STANTEC INC.	9.3
5	JACOBS	7.3

Top International Contractors

SEMICONDUCTOR		
RANK	FIRM	REVENUE (\$ MIL.**)
1	EXYTE	3,260.0
2	PER AARSLEFF HOLDING A/S	264.5
3	HOCHTIEF AKTIENGESELLSCHAFT	181.0
4	ACS, ACTIVIDADES DE CONSTRUCCIÓN Y SERVICIOS SA	181.0
5	SHIMIZU CORP.	20.7

ELECTRONIC ASSEMBLY		
RANK	FIRM	REVENUE (\$ MIL.**)
1	GS ENGINEERING & CONSTRUCTION	719.6
2	SKANSKA AB	521.0
3	SAMSUNG ENGINEERING CO. LTD.	278.9
4	CTCI CORP.	46.5
5	SHIMIZU CORP.	39.2

AEROSPACE		
RANK	FIRM	REVENUE (\$ MIL.**)
1	HOCHTIEF AKTIENGESELLSCHAFT	140.0
2	ACS, ACTIVIDADES DE CONSTRUCCIÓN Y SERVICIOS SA	140.0
3	SENER INGENIERÍA Y SISTEMAS SA	63.9
4	KAJIMA CORP.	48.2
5	SHIMIZU CORP.	29.1

TRANSMISSION LINES & CABLING		
RANK	FIRM	REVENUE (\$ MIL.**)
1	ACS, ACTIVIDADES DE CONSTRUCCIÓN Y SERVICIOS SA	187.8
2	CHINA GENERAL TECHNOLOGY (GROUP) HOLDING CO. LTD.	69.5
3	FLUOR CORP.	42.3
4	BOUYGUES	40.0
5	HOCHTIEF AKTIENGESELLSCHAFT	30.0

TOWERS & ANTENNAE		
RANK	FIRM	REVENUE (\$ MIL.**)
1	BAUER AG	20.0
2	BOUYGUES	6.0
3	CHINA NATIONAL MACHINERY INDUSTRY CORP.	4.0
4	BURNS & MCDONNELL	1.6
5	SHIMIZU CORP.	1.5

DATA CENTERS & WEB HOTELS		
RANK	FIRM	REVENUE (\$ MIL.**)
1	HOCHTIEF AKTIENGESELLSCHAFT	1,657.0
2	ACS, ACTIVIDADES DE CONSTRUCCIÓN Y SERVICIOS SA	1,657.0
3	EXYTE	200.0
4	BOUYGUES	136.0
5	STO BUILDING GROUP INC.	87.6
6	THE WALSH GROUP LTD.	30.6
7	SKANSKA AB	30.0
8	FORTIS CONSTRUCTION INC.	17.1
9	DPR CONSTRUCTION	11.0
10	FLUOR CORP.	10.9

Top International Design Firms

SEMICONDUCTOR		
RANK	FIRM	REVENUE (\$ MIL.**)
1	LARSEN & TOUBRO LTD.	48.1
2	SAMOO ARCHITECTS & ENGINEERS	23.4
3	JACOBS	5.9
4	SSEO GROUP	3.8
5	DAR GROUP	1.7

ELECTRONIC ASSEMBLY		
RANK	FIRM	REVENUE (\$ MIL.**)
1	LARSEN & TOUBRO LTD.	141.2
2	SAMSUNG ENGINEERING CO. LTD.	14.8
3	SAMOO ARCHITECTS & ENGINEERS	12.5
4	PM GROUP	12.3
5	ROYAL HASKONINGDHV	5.4

AEROSPACE		
RANK	FIRM	REVENUE (\$ MIL.**)
1	LARSEN & TOUBRO LTD.	82.0
2	KBR INC.	41.0
3	JACOBS	29.0
4	SNC-LAVALIN INC.	13.0
5	TETRA TECH INC.	5.0

TRANSMISSION LINES & CABLING		
RANK	FIRM	REVENUE (\$ MIL.**)
1	POWER CONSTRUCTION CORP. OF CHINA	42.3
2	BECHTEL	31.6
3	JACOBS	12.6
4	DAR GROUP	12.1
5	SNC-LAVALIN INC.	6.7

TOWERS & ANTENNAE		
RANK	FIRM	REVENUE (\$ MIL.**)
1	JACOBS	109.1
2	RAMBOLL GROUP A/S	18.3
3	LARSEN & TOUBRO LTD.	11.1
4	MORRISON HERSHFIELD	3.0
5	KBR INC.	1.0

DATA CENTERS & WEB HOTELS		
RANK	FIRM	REVENUE (\$ MIL.**)
1	KBR INC.	46.0
2	ARUP	37.8
3	JACOBS	18.8
4	PM GROUP	17.2
5	ROYAL HASKONINGDHV	11.4
6	AECOM	10.3
7	SNC-LAVALIN INC.	8.7
8	CORGAN	8.4
9	AF POYRY	7.5
10	WSP	5.7

Vietnam

Natural Gas Makes Headway

Virginia-based power company AES Corp. in November signed an MOU with Vietnam to build a \$1.7-billion, 2.2-GW combined cycle gas turbine power plant. The Son My 2 will be located in the south-central province of Binh Thuan and will have a 20-year contract with the Vietnamese government. Commercial operation is planned for 2024. Fuel for the project will come from a \$1.4-billion LNG import and storage terminal AES permission is building. It is slated to come on line in 2022. "Vietnam offers a massive opportunity for North American natural gas producers, power generators and LNG transportation and infrastructure. The country expects to ramp up LNG imports to 10 million tons by 2030, while natural gas generating capacity more than doubles from 9 to 19 GW by 2030," says Roger Conrad, an energy analyst.

Spain

Wind/Solar to Replace Coal

Spanish utility Iberdrola will build 550 MW of wind and solar to replace its remaining two coal-fired plants in Spain that are scheduled to be decommissioned in 2020. The renewable energy projects will be built by 2022 in the northern part of the country with 420 MW of wind and solar in the province of Palencia and 130 MW at four wind farms in the province of Asturias. The remaining coal plants, which have a combined capacity of 874 MW, are located in the same areas where the renewable projects will be built. The company did not provide details of the amount of wind and solar to be built at each location.



CHINA has awarded Canadian firm SNC-Lavalin a contract for work on two 700-MW reactors similar to these at the Darlington plant in Ontario.

China Pursues Nukes

Wants To Build Canadian Reactors Starting About 2021

China National Nuclear Power Co. on Dec. 2 said it has awarded SNC-Lavalin a contract for pre-project work on a proposed two-unit 700-MW Advance Heavy Water Reactor project. The Chinese company wants to build the two reactors in the 2021 time frame. SNC-Lavalin will outline the licensing process and the regulatory and safety requirements applicable to the design, analysis, construction, commissioning and operation of the AHWR. The AHWR is the third-generation reactor designed by Atomic Energy of Canada that combines the technology of the Canada deuterium uranium pressurized heavy-water reactor, which allows it to burn a variety of fuels, with the features of a light-water-cooled pressurized water reactor, which reduces the cost. Shanghai Nuclear Engineering Research & Design Institute Co. is the technical manager for the contract to review and accept SNC-Lavalin's work. ■

By Mary B. Powers



AUSTRALIA

DEVELOPER MAKES INITIAL FORAYS INTO OFFSHORE WIND

Developers in late November began investigating the potential for building Australia's first offshore wind farm, proposed for the southeastern coast off the state of Victoria. Developers, Star of the South, have not determined the size of the proposed wind farm other than to say that it would be the largest in the Southern Hemisphere and could produce as much as 2,000 MW of power by 2027. The Australian government has approved a license for Copenhagen Infrastructure Partners, a fund manager focused on energy projects, and project developers to begin technical and environmental studies in March 2020. Floating LIDARs and a wave buoy were deployed last month to determine the wind profile in the Bass Strait. The devices will collect data for several years along with other investigations into the depths and conditions of the seabed. The data collected will inform the early planning of the project, Star of the South, according to a statement by CEO Casper Frost Thorhauge.

Top International Contractors

POWER		
RANK	FIRM	REVENUE (\$ MIL. *)
1	POWER CONSTRUCTION CORP. OF CHINA	8,925.5
2	VINCI	4,295.1
3	CHINA ENERGY ENGINEERING CORP. LTD.	3,314.3
4	ACS, ACTIVIDADES DE CONSTRUCCIÓN Y SERVICIOS SA	3,109.6
5	CHINA NATIONAL MACHINERY INDUSTRY CORP.	2,842.0
6	LARSEN & TOUBRO LTD.	1,480.8
7	HYUNDAI ENGINEERING & CONSTRUCTION CO. LTD.	1,379.8
8	FERROVIAL	1,245.6
9	CHINA ZHONGYUAN ENGINEERING CORP.	1,217.9
10	EIFFAGE	1,190.0
11	HARBIN ELECTRIC INTERNATIONAL CO. LTD.	1,040.0
12	CHINA GENERAL TECHNOLOGY (GROUP) HOLDING CO. LTD.	1,023.5
13	DONGFANG ELECTRIC CORP.	932.5
14	ABENGOA	929.1
15	CHINA NATIONAL CHEMICAL ENGINEERING GROUP CORP. LTD.	816.8
16	CHINA INTERNATIONAL WATER & ELECTRIC CORP. (CWE)	808.9
17	CHINA ELECTRIC POWER EQUIPMENT AND TECHNOLOGY CO. LTD.	801.2
18	TBEA CO. LTD.	795.6
19	WOOD	795.0
20	SAMSUNG C&T CORP.	769.0
21	BOUYGUES	715.0
22	HYUNDAI ENGINEERING CO. LTD.	699.3
23	VAN OORD	683.9
24	ACCIONA INFRASTRUCTURE	652.7
25	TECNICAS REUNIDAS	651.1
26	SKANSKA AB	626.0
27	CALIK ENERJI SANAYI VE TICARET ANONIM IRKETI	548.9
28	ODEBRECHT ENGENHARIA & CONSTRUCAO	455.0
29	HOCHTIEF AKTIENGESELLSCHAFT	428.0
30	ORASCOM CONSTRUCTION PLC	413.9
31	BLACK & VEATCH	316.4
32	DAELIM INDUSTRIAL CO. LTD.	290.7
33	GAMA	283.4
34	SNC-LAVALIN INC.	276.9
35	MYTILINEOS SA	262.4
36	SHANDONG ELECTRIC POWER ENG'G CONSULTING INSTITUTE CORP.	244.3
37	POSCO ENGINEERING & CONSTRUCTION	236.8
38	BURNS & MCDONNELL	217.3
39	CHINA TRIUMPH INTERNATIONAL ENGINEERING CO. LTD.	215.5
40	BARNARD CONSTRUCTION CO. INC.	207.0
41	RENAISSANCE CONSTRUCTION	204.0
42	DAEWOO ENGINEERING & CONSTRUCTION CO. LTD.	203.7
43	ENKA NSAAT VE SANAYI AS	196.0
44	ANSALDO ENERGIA SPA	193.3
45	PCL CONSTRUCTION ENTERPRISES INC.	191.5
46	CTCI CORP.	188.2
47	CONSOLIDATED CONTRACTORS GROUP	177.7
48	GS ENGINEERING & CONSTRUCTION	170.4
49	CHINA STATE CONSTRUCTION ENGINEERING CORP. LTD.	157.1
50	SENER INGENIERÍA Y SISTEMAS SA	153.6

Top International Design Firms

POWER		
RANK	FIRM	REVENUE (\$ MIL. *)
1	CHINA ENERGY ENGINEERING CORP. LTD.	1,151.8
2	POWER CONSTRUCTION CORP. OF CHINA	1,074.5
3	TRACTEBEL	403.4
4	AF POYRY	357.0
5	WSP	344.1
6	WORLEY	270.6
7	WOOD	236.0
8	SNC-LAVALIN INC.	204.4
9	CHINA CHENGDA ENGINEERING CO. LTD.	201.6
10	BLACK & VEATCH	185.4
11	STANTEC INC.	183.2
12	FUGRO NV	169.0
13	TETRA TECH INC.	141.0
14	FICHTNER GROUP	137.7
15	AECOM	134.9
16	INTERTEK-PSI	134.9
17	SENER INGENIERÍA Y SISTEMAS SA	129.9
18	MOTT MACDONALD	126.6
19	ASSYSTEM	120.0
20	SWECO	117.0
21	JACOBS	114.5
22	CHINA NATIONAL MACHINERY INDUSTRY CORP.	113.7
23	SURBANA JURONG PRIVATE LTD.	108.0
24	KEPCO ENGINEERING & CONSTRUCTION CO. INC.	89.8
25	ARCADIS NV	81.0
26	TECNICAS REUNIDAS	78.1
27	ARUP	66.9
28	KBR INC.	64.0
29	SARGENT & LUNDY	62.3
30	RAMBOLL GROUP A/S	60.0
31	GOLDER ASSOCIATES CORP.	52.2
32	CHANGJIANG INSTITUTE OF SURVEY PLANNING DESIGN AND RESEARCH	49.1
33	IDOM	48.8
34	DAR GROUP	48.7
35	CHINA INTERNATIONAL WATER & ELECTRIC CORP. (CWE)	48.3
36	ENERGOPROJEKT HOLDING PLC	46.5
37	DOHWA ENGINEERING CO. LTD.	41.2
38	CHINA TIANCHEN ENGINEERING CORP.	39.0
39	EMPRESARIOS AGRUPADOS	37.5
40	NIPPON KOEI GROUP	31.5
41	HATCH LTD.	30.0
42	BURNS & MCDONNELL	30.0
43	RCM TECHNOLOGIES INC.	28.7
44	AURECON	27.8
45	ILF CONSULTING ENGINEERS	26.6
46	TÉCNICA Y PROYECTOS SA (TYPESA)	19.6
47	JGC CORP.	19.0
48	KHATIB & ALAMI	18.2
49	ROYAL HASKONINGDHV	18.2
50	ARTELIA	17.5

*BASED ON 2018 CONTRACTOR AND DESIGN FIRM REVENUE FROM POWER AS REPORTED IN ENR'S SURVEYS OF LEADING CONTRACTORS AND DESIGN FIRMS.

**BASED ON SUPPLEMENTAL MARKET REVENUE DATA FROM 2018 PROVIDED BY INDUSTRY FIRMS PARTICIPATING IN ENR'S SOURCEBOOK MARKET SURVEY. SEE ENR.COM FOR COMPLETE LISTINGS.

Top International Contractors

FOSSIL FUEL		
RANK	FIRM	REVENUE (\$ MIL.**)
1	POWER CONSTRUCTION CORP. OF CHINA	3,511.2
2	CHINA ENERGY ENGINEERING CORP. LTD.	1,566.3
3	CHINA NATIONAL MACHINERY INDUSTRY CORP.	1,389.6
4	CHINA GENERAL TECHNOLOGY (GROUP) HOLDING CO. LTD.	1,023.6
5	HARBIN ELECTRIC INTERNATIONAL CO. LTD.	957.4
6	HYUNDAI ENGINEERING & CONSTRUCTION CO. LTD.	728.8
7	HYUNDAI ENGINEERING CO. LTD.	667.5
8	WOOD	633.0
9	CALIK ENERJI SANAYI VE TICARET ANONIM IRKETI	538.4
10	DONGFANG ELECTRIC CORP.	373.0
11	FERROVIAL	364.8
12	BLACK & VEATCH	311.8
13	DAELIM INDUSTRIAL CO. LTD.	290.7
14	GAMA	283.4
15	SICIM SPA	280.9
16	LARSEN & TOUBRO LTD.	213.3
17	POSCO ENGINEERING & CONSTRUCTION	208.6
18	ANSALDO ENERGIA SPA	193.2
19	ENKA NSAAAT VE SANAYI AS	175.7
20	CTCI CORP.	169.2
21	BURNS & MCDONNELL	166.2
22	SNC-LAVALIN INC.	164.5
23	CONSOLIDATED CONTRACTORS GROUP	164.2
24	MYTILINEOS SA	150.8
25	SKANSKA AB	129.0

NUCLEAR PLANTS		
RANK	FIRM	REVENUE (\$ MIL.**)
1	HYUNDAI ENGINEERING & CONSTRUCTION CO. LTD.	290.1
2	BOUYGUES	143.0
3	CHINA ENERGY ENGINEERING CORP. LTD.	77.5
4	SNC-LAVALIN INC.	16.7
5	AECOM	15.5
6	BAUER AG	13.5
7	JACOBS	11.8
8	FLUOR CORP.	10.4
9	BURNS & MCDONNELL	4.4
10	ACS, ACTIVIDADES DE CONSTRUCCIÓN Y SERVICIOS SA	3.0

Top International Design Firms

FOSSIL FUEL		
RANK	FIRM	REVENUE (\$ MIL.**)
1	CHINA ENERGY ENGINEERING CORP. LTD.	952.2
2	TRACTEBEL	219.3
3	BLACK & VEATCH	163.6
4	WORLEY	106.0
5	AF POYRY	92.5
6	WOOD	81.0
7	CHINA NATIONAL MACHINERY INDUSTRY CORP.	55.6
8	FICHTNER GROUP	33.4
9	SARGENT & LUNDY	30.9
10	MOTT MACDONALD	29.9
11	IDOM	24.2
12	AECOM	23.5
13	ARUP	21.0
14	SENER INGENIERÍA Y SISTEMAS SA	17.8
15	KBR INC.	16.0
16	STANTEC INC.	14.2
17	POWER CONSTRUCTION CORP. OF CHINA	13.5
18	JACOBS	13.2
19	NIPPON KOEI GROUP	12.7
20	SNC-LAVALIN INC.	12.6
21	EMPRESARIOS AGRUPADOS	11.2
22	KIEWIT CORP.	9.6
23	GOLDER ASSOCIATES CORP.	8.7
24	ILF CONSULTING ENGINEERS	8.7
25	BURNS & MCDONNELL	7.3

NUCLEAR PLANTS		
RANK	FIRM	REVENUE (\$ MIL.**)
1	SNC-LAVALIN INC.	147.5
2	ASSYSTEM	105.0
3	WORLEY	101.0
4	KEPCO ENGINEERING & CONSTRUCTION CO. INC.	89.4
5	AF POYRY	44.7
6	JACOBS	37.6
7	TRACTEBEL	30.7
8	SARGENT & LUNDY	28.4
9	TETRA TECH INC.	22.0
10	EMPRESARIOS AGRUPADOS	20.0

*BASED ON 2018 CONTRACTOR AND DESIGN FIRM REVENUE FROM POWER AS REPORTED IN ENR'S SURVEYS OF LEADING CONTRACTORS AND DESIGN FIRMS.

**BASED ON SUPPLEMENTAL MARKET REVENUE DATA FROM 2018 PROVIDED BY INDUSTRY FIRMS PARTICIPATING IN ENR'S SOURCEBOOK MARKET SURVEY. SEE ENR.COM FOR COMPLETE LISTINGS.

Top International Contractors

HYDRO PLANTS		
RANK	FIRM	REVENUE (\$ MIL.**)
1	POWER CONSTRUCTION CORP. OF CHINA	3,854.9
2	CHINA ENERGY ENGINEERING CORP. LTD.	1,125.9
3	DONGFANG ELECTRIC CORP.	559.5
4	CHINA INTERNATIONAL WATER & ELECTRIC CORP. (CWE)	455.8
5	CHINA NATIONAL MACHINERY INDUSTRY CORP.	229.4
6	BARNARD CONSTRUCTION CO. INC.	206.9
7	SKANSKA AB	91.0
8	LIMAK INSAAT SANAYI VE TICARET AS	90.0
9	KIEWIT CORP.	59.4
10	YANJIAN GROUP CO. LTD.	54.0
11	JIANGXI WATER AND HYDROPOWER CONSTRUCTION CO. LTD.	47.8
12	ACS, ACTIVIDADES DE CONSTRUCCIÓN Y SERVICIOS SA	42.0
13	HOCHTIEF AKTIENGESELLSCHAFT	42.0
14	HARBIN ELECTRIC INTERNATIONAL CO. LTD.	40.5
15	BAUER AG	40.5
16	HYUNDAI ENGINEERING & CONSTRUCTION CO. LTD.	40.0
17	POSCO ENGINEERING & CONSTRUCTION	28.2
18	CGCOC GROUP CO. LTD.	27.6
19	ANHUI FOREIGN ECONOMIC CONSTRUCTION (GROUP) CO. LTD.	25.3
20	LARSEN & TOUBRO LTD.	22.8

COGENERATION		
RANK	FIRM	REVENUE (\$ MIL.**)
1	HYUNDAI ENGINEERING & CONSTRUCTION CO. LTD.	146.4
2	ABENGOA	97.7
3	BOUYGUES	72.0
4	JIANGLIAN HEAVY INDUSTRY GROUP CO. LTD.	71.1
5	CHINA ENERGY ENGINEERING CORP. LTD.	69.9
6	CHINA COMMUNICATIONS CONSTRUCTION GROUP LTD.	60.3
7	PCL CONSTRUCTION ENTERPRISES INC.	48.1
8	SACYR	43.1
9	ACS, ACTIVIDADES DE CONSTRUCCIÓN Y SERVICIOS SA	36.0
10	HOCHTIEF AKTIENGESELLSCHAFT	36.0

OPERATIONS & MAINTENANCE		
RANK	FIRM	REVENUE (\$ MIL.**)
1	SKANSKA AB	279.0
2	FERROVIAL	255.6
3	ACS, ACTIVIDADES DE CONSTRUCCIÓN Y SERVICIOS SA	222.0
4	ABENGOA	122.3
5	FLUOR CORP.	104.0
6	TBEA CO. LTD.	56.1
7	CHINA ENERGY ENGINEERING CORP. LTD.	22.0
8	BOUYGUES	15.0
9	MYTILINEOS SA	12.0
10	HARBIN ELECTRIC INTERNATIONAL CO. LTD.	9.0

Top International Design Firms

HYDRO PLANTS		
RANK	FIRM	REVENUE (\$ MIL.**)
1	POWER CONSTRUCTION CORP. OF CHINA	208.0
2	STANTEC INC.	96.6
3	TRACTEBEL	96.4
4	AF POYRY	82.1
5	TETRA TECH INC.	75.0
6	SURBANA JURONG PRIVATE LTD.	72.0
7	CHANGJIANG INSTITUTE OF SURVEY PLANNING DESIGN AND RESEARCH	34.7
8	CHINA INTERNATIONAL WATER & ELECTRIC CORP. (CWE)	27.3
9	FICHTNER GROUP	27.2
10	HATCH LTD.	26.0
11	MOTT MACDONALD	23.6
12	WORLEY	21.2
13	WOOD	18.0
14	WSP	14.8
15	ARTELIA	13.8
16	NIPPON KOEI GROUP	11.5
17	AECOM	10.8
18	GEODATA ENGINEERING SPA	10.8
19	GOLDER ASSOCIATES CORP.	10.6
20	DLZ CORP.	9.2

COGENERATION		
RANK	FIRM	REVENUE (\$ MIL.**)
1	AF POYRY	53.8
2	KBR INC.	32.0
3	POWER CONSTRUCTION CORP. OF CHINA	26.8
4	RAMBOLL GROUP A/S	26.5
5	FICHTNER GROUP	23.6
6	WOOD	13.0
7	BLACK & VEATCH	8.2
8	JACOBS	6.9
9	WSP	5.9
10	CTCI CORP.	5.7

OPERATIONS & MAINTENANCE		
RANK	FIRM	REVENUE (\$ MIL.**)
1	JACOBS	24.7
2	SURBANA JURONG PRIVATE LTD.	12.0
3	AECOM	11.1
4	DORSCH HOLDING GMBH	8.7
5	KHATIB & ALAMI	7.3
6	WSP	6.7
7	STANTEC INC.	6.2
8	FICHTNER GROUP	4.6
9	WORLEY	3.5
10	BLACK & VEATCH	3.5

**BASED ON 2018 CONTRACTOR AND DESIGN FIRM REVENUE FROM POWER AS REPORTED IN ENR'S SURVEYS OF LEADING CONTRACTORS AND DESIGN FIRMS.

**BASED ON SUPPLEMENTAL MARKET REVENUE DATA FROM 2018 PROVIDED BY INDUSTRY FIRMS PARTICIPATING IN ENR'S SOURCEBOOK MARKET SURVEY. SEE ENR.COM FOR COMPLETE LISTINGS.

Top International Contractors

TRANSMISSION AND DISTRIBUTION		
RANK	FIRM	REVENUE (\$ MIL.**)
1	ACS, ACTIVIDADES DE CONSTRUCCIÓN Y SERVICIOS SA	1,845.2
2	LARSEN & TOUBRO LTD.	1,242.7
3	POWER CONSTRUCTION CORP. OF CHINA	960.7
4	CHINA ELECTRIC POWER EQUIPMENT AND TECHNOLOGY CO. LTD.	801.2
5	FERROVIAL	625.2
6	TBEA CO. LTD.	612.8
7	CHINA NATIONAL MACHINERY INDUSTRY CORP.	484.9
8	HOCHTIEF AKTIENGESSELLSCHAFT	348.0
9	CHINA INTERNATIONAL WATER & ELECTRIC CORP. (CWE)	347.0
10	ABENGOA	308.4
11	PETROFAC LTD.	180.7
12	HYUNDAI ENGINEERING & CONSTRUCTION CO. LTD.	158.4
13	BOUYGUES	145.0
14	GS ENGINEERING & CONSTRUCTION	138.8
15	CHINA RAILWAY CONSTRUCTION CORP. LTD.	128.0
16	SKANSKA AB	127.0
17	CHINA ENERGY ENGINEERING CORP. LTD.	97.4
18	SNC-LAVALIN INC.	94.0
19	BAUER AG	67.5
20	CHINA JIANGXI INTERNATIONAL ECO. AND TECHN. COOP. CO. LTD.	63.0
21	BURNS & MCDONNELL	45.8
22	JIANGXI WATER AND HYDROPOWER CONSTRUCTION CO. LTD.	38.8
23	NORINCO INTERNATIONAL COOP. LTD.	34.5
24	HARBIN ELECTRIC INTERNATIONAL CO. LTD.	32.5
25	PCL CONSTRUCTION ENTERPRISES INC.	28.5

WIND GENERATION		
RANK	FIRM	REVENUE (\$ MIL.**)
1	ACS, ACTIVIDADES DE CONSTRUCCIÓN Y SERVICIOS SA	947.5
2	CHINA NATIONAL MACHINERY INDUSTRY CORP.	117.5
3	CHINA ENERGY ENGINEERING CORP. LTD.	96.1
4	CHINA STATE CONSTRUCTION ENGINEERING CORP. LTD.	73.1
5	MAIRE TECNIMONT	72.9
6	POWER CONSTRUCTION CORP. OF CHINA	19.3
7	BOUYGUES	18.0
8	ENKA NSAAT VE SANAYI AS	5.1
9	PER AARSLEFF HOLDING A/S	2.1
10	CITIC CONSTRUCTION CO. LTD.	1.6

SOLAR GENERATION		
RANK	FIRM	REVENUE (\$ MIL.**)
1	POWER CONSTRUCTION CORP. OF CHINA	491.9
2	ABENGOA	387.0
3	EXYTE	315.0
4	BOUYGUES	279.0
5	CHINA NATIONAL MACHINERY INDUSTRY CORP.	249.0
6	CHINA TRIUMPH INTERNATIONAL ENGINEERING CO. LTD.	215.5
7	WOOD	161.0
8	CHINA ENERGY ENGINEERING CORP. LTD.	138.9
9	SENER INGENIERÍA Y SISTEMAS SA	132.2
10	TBEA CO. LTD.	126.6

Top International Design Firms

TRANSMISSION AND DISTRIBUTION		
RANK	FIRM	REVENUE (\$ MIL.)
1	WSP	289.1
2	CHINA ENERGY ENGINEERING CORP. LTD.	159.6
3	WOOD	84.0
4	AF POYRY	77.1
5	AECOM	59.5
6	WORLEY	44.1
7	DAR GROUP	42.9
8	STANTEC INC.	42.3
9	TRACTEBEL	36.3
10	FICHTNER GROUP	30.1
11	TETRA TECH INC.	30.0
12	MOTT MACDONALD	29.3
13	JACOBS	26.8
14	POWER CONSTRUCTION CORP. OF CHINA	23.3
15	SURBANA JURONG PRIVATE LTD.	22.0
16	CHINA INTERNATIONAL WATER & ELECTRIC CORP. (CWE)	20.8
17	PETROFAC LTD.	20.5
18	CHINA NATIONAL MACHINERY INDUSTRY CORP.	19.4
19	SNC-LAVALIN INC.	19.3
20	CHANGJIANG INSTITUTE OF SURVEY PLANNING DESIGN AND RESEARCH	13.8
21	ROYAL HASKONINGDHV	13.5
22	KHATIB & ALAMI	10.4
23	BURNS & MCDONNELL	8.1
24	FLUOR CORP.	7.9
25	ILF CONSULTING ENGINEERS	7.1

WIND GENERATION		
RANK	FIRM	REVENUE (\$ MIL.**)
1	POWER CONSTRUCTION CORP. OF CHINA	571.9
2	RAMBOLL GROUP A/S	33.5
3	CHINA ENERGY ENGINEERING CORP. LTD.	28.5
4	MOTT MACDONALD	23.1
5	STANTEC INC.	14.3
6	TRACTEBEL	10.7
7	TÉCNICA Y PROYECTOS SA (TYPESA)	8.6
8	WSP	6.9
9	AECOM	6.4
10	CHINA NATIONAL MACHINERY INDUSTRY CORP.	4.7

SOLAR GENERATION		
RANK	FIRM	REVENUE (\$ MIL.**)
1	POWER CONSTRUCTION CORP. OF CHINA	231.0
2	SENER INGENIERÍA Y SISTEMAS SA	109.2
3	WORLEY	20.7
4	WOOD	19.0
5	AECOM	14.5
6	CHINA TRIUMPH INTERNATIONAL ENGINEERING CO. LTD.	11.3
7	FICHTNER GROUP	11.1
8	MOTT MACDONALD	10.2
9	TETRA TECH INC.	10.0
10	CHINA NATIONAL MACHINERY INDUSTRY CORP.	10.0

*BASED ON 2018 CONTRACTOR AND DESIGN FIRM REVENUE FROM POWER AS REPORTED IN ENR'S SURVEYS OF LEADING CONTRACTORS AND DESIGN FIRMS.

**BASED ON SUPPLEMENTAL MARKET REVENUE DATA FROM 2018 PROVIDED BY INDUSTRY FIRMS PARTICIPATING IN ENR'S SOURCEBOOK MARKET SURVEY. SEE ENR.COM FOR COMPLETE LISTINGS.

Russia

Chemical Processing Plant

McDermott International Inc. announced in November it has been awarded a technology contract from Baltic Chemical Co. and an extended basic engineering contract from China National Chemical Engineering No. 7 Construction Co. Ltd. at the largest ethylene integration project in the world, located in Russia at the Gulf of Finland. The natural-gas processing chemical plant will be comprised of two ethylene cracking facilities, each with an annual capacity of 1.4 million tons. The project is owned by Baltic Chemical Complex LLC, a subsidiary of RusGazDobycha. McDermott's Lummus Technology will provide both the Process Design Package Engineering and the license for its olefin production and recovery technology.

Australia

FEED for Shell's Crux Project

Wood and KBR Inc. entered a multimillion dollar contract in February to deliver integrated front-end engineering design (FEED) for Shell Australia's Crux project. The team will build an offshore normally-manned (NNM) platform and gas export pipeline located approximately 600 kilometers north of Broome, Western Australia. The remotely operated, minimum-facilities NNM platform concept for Crux will dry the gas and export the gas/condensate to the Prelude facility via a new 160-km multiphase gas pipeline. Wood and KBR's engineering and project management teams in Perth will deliver services over 18 months, and will be supported by Wood's Kuala Lumpur resource base. The teams will provide a single integrated FEED for the Crux topsides, jacket, export pipeline and subsea pipeline end manifold.

3.6%

Annual growth of LNG demand through 2035.

—McKinsey & Co.

MOZAMBIQUE

DEEP BASIN DEVELOPMENT OF LNG

In October, a consortium of Fluor Corp., Japan's JGC Corp. and France's TechnipFMC was awarded an engineering, procurement and construction contract by Mozambique Rovuma Venture S.p.A. (MRV) for its Mozambique Rovuma Liquefied Natural Gas (LNG) Phase 1 Project in Cabo Delgado, Mozambique, with an immediate release of a limited notice-to-proceed. According to Fluor, the project will develop Area 4 of the ultradeep Rovuma Basin, an offshore natural gas field with up to 15 trillion cu ft of natural gas, located off the coast of Mozambique. The project includes construction of two liquefied natural gas trains with a combined annual capacity of more than 15 million metric tons. MRV is an incorporated joint venture owned by ExxonMobil, Eni S.p.A. and China National Petroleum Corp., which also holds a 70% interest in the Area 4 exploration and production concession contract. The government of Mozambique approved the development plan for Rovuma LNG project in August.



UAE Plant To Grow

Facility Will Have World's Largest Mixed-Feed Cracker

In March, Borouge awarded WorleyParsons the project management contract for its Ruwais petrochemicals complex in the UAE. Borouge is a joint venture between Abu Dhabi National Oil Co. (ADNOC) and Borealis AS. Under the contract, WorleyParsons will provide PMC services to the fourth phase of the petrochemicals complex. The complex will include the world's largest mixed-feed cracker, with an estimated 1.8 million tonnes per annum of ethylene output and a production capacity of 3.3 million tonnes per annum of olefins and aromatics, using a variety of feedstocks such as ethane, butane and naphtha from ADNOC's refining and gas processing facilities. WorleyParsons provided services to the pre-FEED phase following a number of earlier PMC contracts for the ADNOC group. ■

By Louise Poirier



RUWAIS WorleyParsons will serve as project manager for the fourth phase of the massive petrochemical complex owned by Borouge.

Top International Contractors

PETROLEUM		
RANK	FIRM	REVENUE (\$ MIL.)*
1	TECHNIPFMC	11,149.9
2	PETROFAC LTD.	5,234.0
3	FLUOR CORP.	5,049.1
4	TECNICAS REUNIDAS	4,377.7
5	JGC CORP.	4,085.0
6	GS ENGINEERING & CONSTRUCTION	3,243.2
7	MAIRE TECNIMONT	2,998.8
8	CONSOLIDATED CONTRACTORS GROUP	2,944.0
9	CHINA PETROLEUM ENGINEERING CO. LTD.	2,844.8
10	MCDERMOTT	2,675.0
11	HYUNDAI ENGINEERING & CONSTRUCTION CO. LTD.	2,485.0
12	ACS, ACTIVIDADES DE CONSTRUCCIÓN Y SERVICIOS SA	1,869.7
13	SAMSUNG ENGINEERING CO. LTD.	1,815.2
14	SINOPEC ENGINEERING (GROUP) CO. LTD.	1,555.9
15	BECHTEL	1,453.0
16	SNC-LAVALIN INC.	1,332.8
17	LARSEN & TOUBRO LTD.	1,296.3
18	HYUNDAI ENGINEERING CO. LTD.	1,216.1
19	WOOD	1,213.0
20	CHINA NATIONAL CHEMICAL ENGINEERING GROUP CORP. LTD.	1,083.3
21	DAEWOO ENGINEERING & CONSTRUCTION CO. LTD.	1,009.8
22	CTCI CORP.	893.7
23	BONATTI SPA	838.0
24	AECOM	783.1
25	WORLEY	775.2
26	SK E&C	741.7
27	HOCHTIEF AKTIENGESELLSCHAFT	734.0
28	THYSSENKRUPP INDUSTRIAL SOLUTIONS	677.6
29	RENAISSANCE CONSTRUCTION	632.0
30	VINCI	622.5
31	SINOPEC ZHONGYUAN PETROLEUM ENGINEERING LTD.	591.8
32	KBR INC.	530.0
33	CONTRACTING & TRADING CO. C.A.T.	524.1
34	SICIM SPA	520.3
35	JAN DE NUL GROUP (SOFIDRA SA)	501.0
36	JACOBS	417.5
37	PCL CONSTRUCTION ENTERPRISES INC.	386.3
38	CHIYODA CORP.	344.0
39	KIEWIT CORP.	340.3
40	ENKA NSAAT VE SANAYI AS	322.7
41	DAELIM INDUSTRIAL CO. LTD.	273.0
42	POSCO ENGINEERING & CONSTRUCTION	267.0
43	GAMA	253.2
44	APTIM	235.5
45	VAN OORD	231.2
46	TEKFEN CONSTRUCTION AND INSTALLATION CO. INC.	230.0
47	HANWHA ENGINEERING&CONSTRUCTION	181.3
48	ARABIAN CONSTRUCTION CO. SAL	171.7
49	CIMIC GROUP LTD.	168.4
50	CHINA NONFERROUS METAL IND.'S FOREIGN ENG'G & CONSTR. CO.	153.9

Top International Design Firms

PETROLEUM		
RANK	FIRM	REVENUE (\$ MIL.)*
1	WOOD	3,858.0
2	FLUOR CORP.	1,728.8
3	WORLEY	1,690.4
4	JACOBS	1,315.3
5	TECNICAS REUNIDAS	1,248.4
6	KBR INC.	1,135.0
7	TECHNIPFMC	857.3
8	MAIRE TECNIMONT	822.4
9	FUGRO NV	696.0
10	SNC-LAVALIN INC.	253.7
11	CHINA PETROLEUM ENGINEERING CO. LTD.	220.3
12	MOTT MACDONALD	175.3
13	SAMSUNG ENGINEERING CO. LTD.	150.7
14	SINOPEC ENGINEERING (GROUP) CO. LTD.	126.4
15	GOLDER ASSOCIATES CORP.	122.7
16	BECHTEL	119.0
17	LARSEN & TOUBRO LTD.	100.9
18	CTCI CORP.	92.4
19	STANTEC INC.	88.9
20	AEGION CORP.	86.0
21	THYSSENKRUPP INDUSTRIAL SOLUTIONS	75.3
22	DAR GROUP	63.4
23	INTERTEK-PSI	61.7
24	BILFINGER TEBODIN	60.0
25	SK E&C	50.2
26	AECOM	44.5
27	ILF CONSULTING ENGINEERS	42.1
28	WSP	38.5
29	SHANDONG KERUI PETROLEUM EQUIPMENT CO. LTD.	38.3
30	JGC CORP.	35.0
31	SENER INGENIERÍA Y SISTEMAS SA	33.7
32	ENGINEERING FOR THE PETROLEUM & PROCESS INDUSTRIES (ENPPI)	28.3
33	PROGER SPA	27.2
34	GHD	26.3
35	PRIMORIS SERVICES CORP.	26.0
36	ARTELIA	25.7
37	SU-YAPI ENGINEERING AND CONSULTING INC.	25.4
38	RAMBOLL GROUP A/S	24.9
39	ARUP	24.4
40	BLACK & VEATCH	23.2
41	TETRA TECH INC.	23.0
42	IDOM	21.6
43	POND	20.5
44	HATCH LTD.	20.0
45	CONSOLIDATED CONTRACTORS GROUP	19.7
46	VEPICA GRUPO INTERNACIONAL	17.6
47	CHINA TIANCHEN ENGINEERING CORP.	15.0
48	KHATIB & ALAMI	12.0
49	KLEINFELDER	9.9
50	TATA PROJECTS LTD.	9.6

*BASED ON 2018 CONTRACTOR AND DESIGN FIRM REVENUE FROM PETROLEUM AS REPORTED IN ENR'S SURVEYS OF LEADING CONTRACTORS AND DESIGN FIRMS.

**BASED ON SUPPLEMENTAL MARKET REVENUE DATA FROM 2018 PROVIDED BY INDUSTRY FIRMS PARTICIPATING IN ENR'S SOURCEBOOK MARKET SURVEY. SEE ENR.COM FOR COMPLETE LISTINGS.

Top International Contractors

REFINERIES AND PETROCHEMICAL PLANTS		
RANK	FIRM	REVENUE (\$ MIL.**)
1	FLUOR CORP.	4,245.3
2	TECHNIPFMC	4,163.0
3	PETROFAC LTD.	3,987.3
4	GS ENGINEERING & CONSTRUCTION	3,243.2
5	MAIRE TECNIMONT	2,998.8
6	HYUNDAI ENGINEERING & CONSTRUCTION CO. LTD.	2,239.5
7	SAMSUNG ENGINEERING CO. LTD.	1,815.2
8	CHINA PETROLEUM ENGINEERING CO. LTD.	1,812.1
9	SINOPEC ENGINEERING (GROUP) CO. LTD.	1,555.9
10	ACS, ACTIVIDADES DE CONSTRUCCIÓN Y SERVICIOS SA	1,478.1
11	BECHTEL	1,384.2
12	CONSOLIDATED CONTRACTORS GROUP	1,289.3
13	HYUNDAI ENGINEERING CO. LTD.	1,222.3
14	CTCI CORP.	893.7
15	THYSSENKRUPP INDUSTRIAL SOLUTIONS	677.6
16	HOCHTIEF AKTIENGESELLSCHAFT	610.0
17	WOOD	404.0
18	LARSEN & TOUBRO LTD.	403.9
19	KBR INC.	318.0
20	DAELIM INDUSTRIAL CO. LTD.	273.0
21	PCL CONSTRUCTION ENTERPRISES INC.	270.7
22	GAMA	253.2
23	SICIM SPA	183.0
24	CHINA NONFERROUS METAL IND. FOREIGN ENG'G & CONSTR. CO.	153.9
25	KIEWIT CORP.	151.0

Top International Design Firms

REFINERIES AND PETROCHEMICAL PLANTS		
RANK	FIRM	REVENUE (\$ MIL.**)
1	FLUOR CORP.	1,613.4
2	WOOD	1,511.0
3	JACOBS	1,287.5
4	MAIRE TECNIMONT	822.4
5	KBR INC.	738.0
6	WORLEY	594.5
7	PETROFAC LTD.	452.9
8	TECHNIPFMC	367.0
9	CHINA PETROLEUM ENGINEERING CO. LTD.	179.9
10	SAMSUNG ENGINEERING CO. LTD.	150.7
11	SNC-LAVALIN INC.	145.6
12	SINOPEC ENGINEERING (GROUP) CO. LTD.	126.4
13	BECHTEL	115.2
14	CTCI CORP.	92.4
15	THYSSENKRUPP INDUSTRIAL SOLUTIONS	75.3
16	LARSEN & TOUBRO LTD.	47.1
17	AECOM	35.6
18	ILF CONSULTING ENGINEERS	23.6
19	BLACK & VEATCH	22.8
20	IDOM	21.6
21	GOLDER ASSOCIATES CORP.	20.7
22	HATCH LTD.	19.0
23	WSP	18.9
24	ENGINEERING FOR THE PETROLEUM & PROCESS INDUSTRIES (ENPPI)	18.9
25	STANTEC INC.	17.2

MAINTENANCE		
RANK	FIRM	REVENUE (\$ MIL.**)
1	FLUOR CORP.	713.6
2	PETROFAC LTD.	535.8
3	JACOBS	360.6
4	AECOM	307.1
5	APTIM	192.2

MAINTENANCE		
RANK	FIRM	REVENUE (\$ MIL.**)
1	WORLEY	158.3
2	KBR INC.	136.0
3	WOOD	73.0
4	PETROFAC LTD.	60.9
5	DAR GROUP	33.8

OFFSHORE AND UNDERWATER FACILITIES		
RANK	FIRM	REVENUE (\$ MIL.**)
1	CONSOLIDATED CONTRACTORS GROUP	1,348.6
2	TECHNIPFMC	973.0
3	WORLEY	664.0
4	LARSEN & TOUBRO LTD.	508.1
5	ACS, ACTIVIDADES DE CONSTRUCCIÓN Y SERVICIOS SA	247.6
6	HYUNDAI ENGINEERING & CONSTRUCTION CO. LTD.	222.2
7	HANWHA ENGINEERING&CONSTRUCTION	181.0
8	WOOD	138.0
9	PETROFAC LTD.	123.7
10	KBR INC.	106.0
11	FLUOR CORP.	83.2
12	ILK CONSTRUCTION	34.1
13	KIEWIT CORP.	26.4
14	BAUER AG	21.8
15	ENGINEERING FOR THE PETROLEUM & PROCESS INDUSTRIES (ENPPI)	15.0

OFFSHORE AND UNDERWATER FACILITIES		
RANK	FIRM	REVENUE (\$ MIL.**)
1	WOOD	1,718.0
2	WORLEY	497.9
3	KBR INC.	204.0
4	TECHNIPFMC	159.0
5	FLUOR CORP.	85.0
6	SNC-LAVALIN INC.	83.5
7	LARSEN & TOUBRO LTD.	49.2
8	MOTT MACDONALD	20.8
9	ARUP	19.6
10	RAMBOLL GROUP A/S	15.7
11	PETROFAC LTD.	14.1
12	AECOM	7.9
13	GEOSYNTEC CONSULTANTS	1.9
14	DAR GROUP	1.8
15	THORNTON TOMASETTI INC.	1.7

*BASED ON 2018 CONTRACTOR AND DESIGN FIRM REVENUE FROM PETROLEUM AS REPORTED IN ENR'S SURVEYS OF LEADING CONTRACTORS AND DESIGN FIRMS.

**BASED ON SUPPLEMENTAL MARKET REVENUE DATA FROM 2018 PROVIDED BY INDUSTRY FIRMS PARTICIPATING IN ENR'S SOURCEBOOK MARKET SURVEY. SEE ENR.COM FOR COMPLETE LISTINGS.

Top International Contractors

PIPELINES		
RANK	FIRM	REVENUE (\$ MIL.**)
1	TECHNIPFMC	945.0
2	CHINA PETROLEUM ENGINEERING CO. LTD.	815.9
3	CONTRACTING & TRADING CO. C.A.T.	524.1
4	AECOM	330.4
5	CONSOLIDATED CONTRACTORS GROUP	306.1
6	LARSEN & TOUBRO LTD.	252.0
7	WOOD	209.0
8	KIEWIT CORP.	157.5
9	ACS, ACTIVIDADES DE CONSTRUCCIÓN Y SERVICIOS SA	144.0
10	HOCHTIEF AKTIENGESELLSCHAFT	124.0
11	SNC-LAVALIN INC.	114.4
12	MICHELS CORP.	107.4
13	PETROLEUM PROJECTS & TECHN. CONSULTATIONS CO. - PETROJET	84.6
14	ENKA NSAAT VE SANAYI AS	76.7
15	BECHTEL	68.5
16	NORINCO INTERNATIONAL COOP. LTD.	61.1
17	KBR INC.	53.0
18	AEGION CORP.	49.9
19	POSCO ENGINEERING & CONSTRUCTION	35.2
20	CHINA NATIONAL MACHINERY INDUSTRY CORP.	28.1
21	SICIM SPA	25.0
22	PCL CONSTRUCTION ENTERPRISES INC.	23.1
23	ENGINEERING FOR THE PETROLEUM & PROCESS INDUSTRIES (ENPPI)	19.5
24	BOUYGUES	17.0
25	WORLEY	8.9

Top International Design Firms

PIPELINES		
RANK	FIRM	REVENUE (\$ MIL.**)
1	WOOD	457.0
2	MOTT MACDONALD	146.6
3	WORLEY	110.1
4	AEGION CORP.	85.6
5	STANTEC INC.	71.6
6	KBR INC.	57.0
7	INTERTEK-PSI	47.1
8	CHINA PETROLEUM ENGINEERING CO. LTD.	28.6
9	TECHNIPFMC	28.0
10	DAR GROUP	27.8
11	WSP	19.5
12	SENER INGENIERÍA Y SISTEMAS SA	19.3
13	ILF CONSULTING ENGINEERS	18.5
14	TETRA TECH INC.	17.0
15	GOLDER ASSOCIATES CORP.	12.3
16	SNC-LAVALIN INC.	10.9
17	ENGINEERING FOR THE PETROLEUM & PROCESS INDUSTRIES (ENPPI)	9.4
18	RAMBOLL GROUP A/S	9.2
19	JACOBS	8.8
20	CONSOLIDATED CONTRACTORS GROUP	8.2
21	BECHTEL	3.8
22	DORSCH HOLDING GMBH	2.6
23	FLUOR CORP.	2.2
24	CHINA COMMUNICATIONS CONSTRUCTION GROUP LTD.	2.2
25	ASSOCIATED CONSULTING ENGINEERS	2.0

*BASED ON 2018 CONTRACTOR AND DESIGN FIRM REVENUE FROM PETROLEUM AS REPORTED IN ENR'S SURVEYS OF LEADING CONTRACTORS AND DESIGN FIRMS.

**BASED ON SUPPLEMENTAL MARKET REVENUE DATA FROM 2018 PROVIDED BY INDUSTRY FIRMS PARTICIPATING IN ENR'S SOURCEBOOK MARKET SURVEY. SEE ENR.COM FOR COMPLETE LISTINGS.



CANAL IMPROVEMENTS Preliminary designs call for a new Mambalam Canal to replace the old, stagnant reservoir for flood control.

Multinational Effort

Contest Brings Worldwide Brain Power to Resilience in Asia

Multidisciplinary teams from around the world are working to find the funding to build resiliency projects in Chennai, India; Khulna, Bangladesh; and Semarang, Indonesia. As part of a competition, Water as Leverage, established in 2018 by the Netherlands Ministry of Foreign Affairs, the teams and cities are trying to develop replicable solutions to the climate crisis in Asia. In November, teams for the three projects presented their conceptual designs during a regional workshop in Singapore. The team focused on Chennai includes Netherlands-based firms Deltares and Arcadis, as well as New Orleans-based Waggonner and Ball. Chennai, whose population has grown significantly in recent years, has experienced drought and flooding as wetlands in the surrounding areas have been declining. Several of the city's water channels have become stagnant and filled with waste. Despite the abundance of water in the city, there is a dearth of water that is drinkable. "There's flooding, but still not enough water to drink," says Kees de Vries, a senior management consultant with Arcadis. The team has completed conceptual designs for the Mambalam Canal, which would replace the last existing remnant of a former, now stagnant, reservoir and drain. The second project includes a series of blue and green infrastructure projects in the city's suburbs to make ecological improvements that would help naturally clean up the canal, renaturalize its banks and integrate decentralized wastewater treatment. ■

By Pam McFarland

15%
of Chennai consists of wetlands today, compared to 80% 30 years ago.

50%

OF THE COAST OF CHENNAI IS THREATENED BY EROSION CAUSED BY SEA LEVEL RISE, CHANGES IN SEA CURRENTS AND SEA DEFENSES SUCH AS DAMS AND DIKES.

Cambodia

Clean Water for the Masses

VINCI Construction Grands Projects has been awarded a contract with the Phnom Penh Water Supply Authority to design and build a \$155-million, 390-cu-meters-per-day drinking-water plant. The project will include a treatment line with a capacity of 195,000 cu m per day, a new intake in the Mekong River, two 1.4-m-dia pipelines to convey water to the plant, and a 7.8-kilometer, 2-m-dia pipeline to bring drinking water to inhabitants of the city. The plant is the latest water infrastructure project for VINCI Construction Grand Projects in Cambodia. This past year, VINCI delivered two drinking water plants in Siem Reap and Chamkar Mon.

Indonesia

Basic Sanitation Tackled

Mott MacDonald is construction manager on the Palembang City Sanitation Project, part of a larger program to invest in wastewater treatment infrastructure in several cities in Indonesia. Palembang, South Sumatra's capital, is embarking on a citywide upgrade of its sanitation infrastructure. The project's first phase, at a cost of \$74 million, will develop a 125-kilometer-long gravity sewer network, a transfer pumping station, an 8-km-long transfer pressure main and a wastewater treatment plant. According to Mott MacDonald, only 1% of wastewater is treated across Indonesia. Municipal sewerage systems are also planned for Makassar, Jambi and Pekanbaru.

New Zealand

Wastewater Tunnel Progresses

Dallas-based Jacobs Engineering has secured an extension of its contract with Watercare, New Zealand's largest water and wastewater utility, for the continuation of professional services during the construction phase of the Central Interceptor wastewater tunnel project in Auckland. Jacobs, which has served as professional engineering advisor and has provided detailed design services for the project since 2014, will now provide construction management and design support services for the construction phase of the project. The project is expected to reach completion in 2025.

Top International Contractors

WATER SUPPLY		
RANK	FIRM	REVENUE (\$ MIL.)*
1	SALINI IMPREGILO SPA	1,331.0
2	OBAYASHI CORP.	1,117.0
3	ACS, ACTIVIDADES DE CONSTRUCCIÓN Y SERVICIOS SA	1,016.2
4	POWER CONSTRUCTION CORP. OF CHINA	683.8
5	FERROVIAL	550.8
6	CHINA NATIONAL MACHINERY INDUSTRY CORP.	508.3
7	CHINA ENERGY ENGINEERING CORP. LTD.	481.4
8	STRABAG SE	473.0
9	CHINA COMMUNICATIONS CONSTRUCTION GROUP LTD.	417.8
10	ACCIONA INFRASTRUCTURE	408.9
11	FCC SA	370.1
12	ODEBRECHT ENGENHARIA & CONSTRUCAO	352.0
13	VINCI	351.3
14	CHINA STATE CONSTRUCTION ENGINEERING CORP. LTD.	280.9
15	BECHTEL	275.0
16	XPCC CONSTRUCTION & ENGINEERING (GROUP) CO. LTD.	270.5
17	HOCHTIEF AKTIENGESELLSCHAFT	264.0
18	EIFFAGE	255.0
19	CHINA GEO-ENGINEERING CORP.	254.6
20	CHINA RAILWAY CONSTRUCTION CORP. LTD.	251.0
21	ABENGOA	222.4
22	CHINA JIANGXI INTERNATIONAL ECO. AND TECHN. COOP. CO. LTD.	209.8
23	SKANSKA AB	209.0
24	MOTA-ENGIL	200.0
25	BESIX	189.0
26	SAMSUNG C&T CORP.	181.7
27	MWH CONSTRUCTORS INC.	165.9
28	SACYR	153.5
29	NUROL CONSTRUCTION AND TRADING CO. INC.	153.0
30	BARNARD CONSTRUCTION CO. INC.	138.5
31	ZHONGMEI ENGINEERING GROUP LTD.	134.8
32	WEIHAI INTERNATIONAL ECON. & TECH. COOP. CO. LTD.	134.5
33	OBRASCON HUARTE LAIN SA	133.0
34	CGCOC GROUP CO. LTD.	127.9
35	JIANGXI WATER AND HYDROPOWER CONSTRUCTION CO. LTD.	125.5
36	MAPA INSAAT VE TICARET AS	121.4
37	CIMIC GROUP LTD.	115.7
38	SNC-LAVALIN INC.	107.0
39	CHINA INTERNATIONAL WATER & ELECTRIC CORP. (CWE)	96.5
40	THE ARAB CONTRACTORS CO. "OSMAN AHMED OSMAN & CO."	96.0
41	CONSOLIDATED CONTRACTORS GROUP	92.3
42	CHINA HENAN INTERNATIONAL COOP. GROUP CO. LTD.	83.8
43	MOHAMMED ABDULMOHSIN AL-KHARAFI & SONS WLL	77.4
44	CHINA NONFERROUS METAL IND.'S FOREIGN ENG'G & CONSTR. CO.	71.0
45	LARSEN & TOUBRO LTD.	70.3
46	NORINCO INTERNATIONAL COOP. LTD.	69.4
47	BAUER AG	64.3
48	DAEWOO ENGINEERING & CONSTRUCTION CO. LTD.	51.1
49	ED. ZUBLIN AG	48.7
50	BOUYGUES	47.0

Top International Design Firms

WATER SUPPLY		
RANK	FIRM	REVENUE (\$ MIL.)*
1	ARCADIS NV	302.0
2	STANTEC INC.	295.9
3	TETRA TECH INC.	271.0
4	JACOBS	245.1
5	AECOM	229.7
6	SNC-LAVALIN INC.	171.2
7	WSP	149.3
8	GHD	141.0
9	WOOD	139.0
10	MOTT MACDONALD	112.1
11	BLACK & VEATCH	103.4
12	KBR INC.	92.0
13	ROYAL HASKONINGDHV	63.7
14	ILF CONSULTING ENGINEERS	56.9
15	KHATIB & ALAMI	49.4
16	SWECO	47.0
17	GOLDER ASSOCIATES CORP.	46.4
18	DAR GROUP	45.3
19	COWI A/S	44.0
20	AYESA	43.9
21	SURBANA JURONG PRIVATE LTD.	38.0
22	EGIS	35.7
23	FUGRO NV	33.0
24	DORSCH HOLDING GMBH	31.8
25	TPF SA	31.6
26	ARUP	27.0
27	CDM SMITH	26.4
28	HATCH LTD.	26.0
29	NIPPON KOEI GROUP	24.2
30	TÉCNICA Y PROYECTOS SA (TYPESA)	23.5
31	CHINA NATIONAL MACHINERY INDUSTRY CORP.	22.5
32	ARTELIA	21.0
33	RAMBOLL GROUP A/S	20.8
34	FICHTNER GROUP	19.6
35	AF POYRY	17.0
36	EXP	17.0
37	AURECON	16.8
38	TECNICAS REUNIDAS	13.9
39	POWER CONSTRUCTION CORP. OF CHINA	13.4
40	PARSONS CORP.	13.2
41	WORLEY	13.1
42	CES CONSULTING ENGINEERS SALZGITTER GMBH	12.4
43	ASSOCIATED CONSULTING ENGINEERS	12.0
44	H.P. GAUFF INGENIEURE GMBH & CO. KG-JBG	11.9
45	ITALCONSULT SPA	10.5
46	DEWBERRY	10.0
47	BECA GROUP LTD.	10.0
48	CHANGJIANG INSTITUTE OF SURVEY PLANNING DESIGN AND RESEARCH	9.9
49	STUDI INTERNATIONAL	9.6
50	MEINHARDT GROUP INTERNATIONAL	9.0

*BASED ON 2018 CONTRACTOR AND DESIGN FIRM REVENUE FROM ENVIRONMENT AS REPORTED IN ENR'S SURVEYS OF LEADING CONTRACTORS AND DESIGN FIRMS.

**BASED ON SUPPLEMENTAL MARKET REVENUE DATA FROM 2018 PROVIDED BY INDUSTRY FIRMS PARTICIPATING IN ENR'S SOURCEBOOK MARKET SURVEY. SEE ENR.COM FOR COMPLETE LISTINGS.

Top International Contractors

SEWER & SOLID WASTE		
RANK	FIRM	REVENUE (\$ MIL.)*
1	FCC SA	1,389.2
2	FERROVIAL	1,182.0
3	OBAYASHI CORP.	461.0
4	SAMSUNG ENGINEERING CO. LTD.	450.5
5	CHINA ENERGY ENGINEERING CORP. LTD.	389.0
6	STRABAG SE	362.0
7	SALINI IMPREGILO SPA	269.6
8	MOTA-ENGIL	240.0
9	ACS, ACTIVIDADES DE CONSTRUCCIÓN Y SERVICIOS SA	234.0
10	HOCHTIEF AKTIENGESELLSCHAFT	234.0
11	CHINA NONFERROUS METAL IND.'S FOREIGN ENG'G & CONSTR. CO.	210.1
12	SKANSKA AB	194.0
13	GS ENGINEERING & CONSTRUCTION	178.3
14	AEGION CORP.	144.0
15	LARSEN & TOUBRO LTD.	140.0
16	PENTA-OCEAN CONSTRUCTION CO. LTD.	134.5
17	BESIX	129.5
18	POWER CONSTRUCTION CORP. OF CHINA	127.8
19	ED. ZUBLIN AG	127.4
20	KBR INC.	125.0
21	MWH CONSTRUCTORS INC.	119.2
22	CHINA COMMUNICATIONS CONSTRUCTION GROUP LTD.	105.4
23	THE ARAB CONTRACTORS CO. "OSMAN AHMED OSMAN & CO."	103.0
24	PER AARSLEFF HOLDING A/S	102.8
25	CHINA NATIONAL CHEMICAL ENGINEERING GROUP CORP. LTD.	92.1
26	GHELLA SPA	83.0
27	BLACK & VEATCH	80.4
28	JAN DE NUL GROUP (SOFIDRA SA)	79.0
29	SACYR	78.2
30	CHINA STATE CONSTRUCTION ENGINEERING CORP. LTD.	73.2
31	BOUYGUES	70.0
32	CHINA NATIONAL COMPLETE PLANT IMP. & EXP. GROUP CORP. LTD.	67.7
33	HYUNDAI ENGINEERING & CONSTRUCTION CO. LTD.	50.4
34	GURBAG GROUP	42.6
35	MICHELS CORP.	41.7
36	SUMITOMO MITSUI CONSTRUCTION CO. LTD.	41.1
37	SUMITOMO MITSUI CONSTRUCTION CO. LTD.	41.1
38	PCL CONSTRUCTION ENTERPRISES INC.	39.5
39	CIMIC GROUP LTD.	34.9
40	CHINA GEO-ENGINEERING CORP.	33.3
41	GRANITE CONSTRUCTION INC.	33.1
42	CHINA NATIONAL MACHINERY INDUSTRY CORP.	31.4
43	HYUNDAI ENGINEERING CO. LTD.	26.2
44	CHINA NATIONAL AERO-TECHNOLOGY INT'L ENG'G CORP.	23.1
45	CTCI CORP.	22.8
46	BAUER AG	22.7
47	KAJIMA CORP.	22.3
48	ITALIAN-THAI DEVELOPMENT PUBLIC CO. LTD.	20.4
49	YAPI MERKEZI NSAAT VE SANAYI AS	20.2
50	MOHAMMED ABDULMOHSIN AL-KHARAFI & SONS WLL	20.0

Top International Design Firms

SEWER & SOLID WASTE		
RANK	FIRM	REVENUE (\$ MIL.)*
1	STANTEC INC.	370.0
2	JACOBS	250.8
3	AECOM	138.4
4	RAMBOLL GROUP A/S	107.1
5	MOTT MACDONALD	104.0
6	GHD	101.7
7	KBR INC.	73.0
8	BLACK & VEATCH	72.4
9	COWI A/S	71.2
10	TETRA TECH INC.	65.0
11	WOOD	62.0
12	DAR GROUP	58.9
13	GOLDER ASSOCIATES CORP.	49.1
14	SWECO	47.0
15	ARCADIS NV	46.0
16	WSP	44.2
17	ASSOCIATED CONSULTING ENGINEERS	41.0
18	POWER CONSTRUCTION CORP. OF CHINA	39.3
19	ROYAL HASKONINGDHV	32.0
20	DORSCH HOLDING GMBH	31.7
21	ARUP	27.8
22	KHATIB & ALAMI	25.1
23	PACIFIC CONSULTANTS CO. LTD.	25.0
24	NIPPON KOEI GROUP	24.1
25	SAMSUNG ENGINEERING CO. LTD.	23.7
26	EXP	22.6
27	AF POYRY	22.0
28	MEINHARDT GROUP INTERNATIONAL	20.6
29	CDM SMITH	17.1
30	AEGION CORP.	15.0
31	YACHIYO ENGINEERING CO. LTD.	12.5
32	FICHTNER GROUP	12.4
33	EGIS	10.2
34	TÉCNICA Y PROYECTOS SA (TYPESA)	9.8
35	NIHON SUIDO CONSULTANTS CO. LTD.	9.7
36	AYESA	9.5
37	TPF SA	9.0
38	AAW CONSULTING ENGINEERS	8.5
39	KEO INTERNATIONAL CONSULTANTS	7.7
40	ITALCONSULT SPA	7.5
41	IDOM	6.8
42	CES CONSULTING ENGINEERS SALZGITTER GMBH	6.7
43	MORRISON HERSHFIELD	6.1
44	ILF CONSULTING ENGINEERS	5.7
45	STUDI INTERNATIONAL	5.5
46	KOREA ENGINEERING CONSULTANTS CORP.	4.5
47	IBI GROUP INC.	4.0
48	H.P. GAUFF INGENIEURE GMBH & CO. KG-JBG	3.9
49	SHAKER GROUP	3.8
50	HDR	3.4

*BASED ON 2018 CONTRACTOR AND DESIGN FIRM REVENUE FROM ENVIRONMENT AS REPORTED IN ENR'S SURVEYS OF LEADING CONTRACTORS AND DESIGN FIRMS.

**BASED ON SUPPLEMENTAL MARKET REVENUE DATA FROM 2018 PROVIDED BY INDUSTRY FIRMS PARTICIPATING IN ENR'S SOURCEBOOK MARKET SURVEY. SEE ENR.COM FOR COMPLETE LISTINGS.

Top International Contractors

WASTEWATER TREATMENT		
RANK	FIRM	REVENUE (\$ MIL.**)
1	SAMSUNG ENGINEERING CO. LTD.	450.5
2	CHINA ENERGY ENGINEERING CORP. LTD.	389.0
3	FERROVIAL	241.2
4	GS ENGINEERING & CONSTRUCTION	178.3
5	POWER CONSTRUCTION CORP. OF CHINA	116.1
6	MWH CONSTRUCTORS INC.	107.5
7	LARSEN & TOUBRO LTD.	99.2
8	ACS, ACTIVIDADES DE CONSTRUCCIÓN Y SERVICIOS SA	87.0
9	HOCHTIEF AKTIENGESELLSCHAFT	87.0
10	SKANSKA AB	86.0
11	GHELLA SPA	83.0
12	KBR INC.	81.0
13	H.A. CONSTRUCTION (HAC)	45.4
14	CHINA COMMUNICATIONS CONSTRUCTION GROUP LTD.	41.3
15	SUMITOMO MITSUI CONSTRUCTION CO. LTD.	41.1
16	BLACK & VEATCH	40.6
17	PCL CONSTRUCTION ENTERPRISES INC.	32.4
18	CHINA NATIONAL AERO-TECHNOLOGY INT'L ENG'G CORP.	23.1
19	BAUER AG	22.7
20	YAPI MERKEZI NSAAT VE SANAYI AS	20.2
21	ALBERICI-FLINTCO	19.8
22	AECOM	17.9
23	SACYR	16.8
24	HYUNDAI ENGINEERING & CONSTRUCTION CO. LTD.	15.4
25	POSCO ENGINEERING & CONSTRUCTION	15.3

HAZARDOUS WASTE		
RANK	FIRM	REVENUE (\$ MIL.**)
1	FLUOR CORP.	233.4
2	VINCI	176.7
3	BOUYGUES	120.0
4	APTIM	42.5
5	RAMBOLL GROUP A/S	41.1
6	JACOBS	33.6
7	ECC	30.5
8	WORLEY	12.6
9	BEIJING UNI-CONSTRUCTION GROUP CO. LTD.	12.4
10	BECHTEL	12.0
11	ACS, ACTIVIDADES DE CONSTRUCCIÓN Y SERVICIOS SA	8.0
12	HOCHTIEF AKTIENGESELLSCHAFT	8.0
13	GOLDER ASSOCIATES CORP.	7.2
14	SNC-LAVALIN INC.	7.0
15	WEEKS MARINE INC.	6.7

Top International Design Firms

WASTEWATER TREATMENT		
RANK	FIRM	REVENUE (\$ MIL.**)
1	STANTEC INC.	174.8
2	JACOBS	161.5
3	AECOM	128.0
4	KBR INC.	48.0
5	BLACK & VEATCH	41.5
6	RAMBOLL GROUP A/S	34.0
7	ROYAL HASKONINGDHV	29.3
8	MOTT MACDONALD	24.8
9	WOOD	24.0
10	SAMSUNG ENGINEERING CO. LTD.	23.7
11	TETRA TECH INC.	20.0
12	ASSOCIATED CONSULTING ENGINEERS	19.5
13	DORSCH HOLDING GMBH	18.9
14	ARUP	17.6
15	AF POYRY	17.1
16	GOLDER ASSOCIATES CORP.	13.3
17	NIPPON KOEI GROUP	11.5
18	NIHON SUIDO CONSULTANTS CO. LTD.	9.7
19	CDM SMITH	9.6
20	COWI A/S	9.1
21	WSP	8.1
22	MEINHARDT GROUP INTERNATIONAL	7.2
23	TÉCNICA Y PROYECTOS SA (TYPESA)	6.4
24	DAR GROUP	5.6
25	FICHTNER GROUP	4.6

HAZARDOUS WASTE		
RANK	FIRM	REVENUE (\$ MIL.**)
1	ARCADIS NV	485.0
2	RAMBOLL GROUP A/S	468.7
3	GHD	270.9
4	AECOM	261.4
5	WOOD	254.0
6	SNC-LAVALIN INC.	231.6
7	JACOBS	202.9
8	WSP	139.9
9	GOLDER ASSOCIATES CORP.	139.4
10	TETRA TECH INC.	85.0
11	PARSONS CORP.	67.7
12	FLUOR CORP.	58.4
13	WORLEY	49.5
14	GEOSYNTEC CONSULTANTS	31.4
15	TRACTEBEL	30.9

*BASED ON 2018 CONTRACTOR AND DESIGN FIRM REVENUE FROM ENVIRONMENT AS REPORTED IN ENR'S SURVEYS OF LEADING CONTRACTORS AND DESIGN FIRMS.

**BASED ON SUPPLEMENTAL MARKET REVENUE DATA FROM 2018 PROVIDED BY INDUSTRY FIRMS PARTICIPATING IN ENR'S SOURCEBOOK MARKET SURVEY. SEE ENR.COM FOR COMPLETE LISTINGS.

Top International Contractors

TREATMENT & DESALINATION		
RANK	FIRM	REVENUE (\$ MIL.**)
1	FERROVIAL	550.8
2	XPCC CONSTRUCTION & ENGINEERING (GROUP) CO. LTD.	232.8
3	ABENGOA	219.6
4	HOCHTIEF AKTIENGESELLSCHAFT	190.0
5	ACS, ACTIVIDADES DE CONSTRUCCIÓN Y SERVICIOS SA	190.0
6	OBAYASHI CORP.	183.0
7	WEIHAI INTERNATIONAL ECON. & TECH. COOP. CO. LTD.	122.1
8	SNC-LAVALIN INC.	107.0
9	SACYR	103.9
10	CHINA ENERGY ENGINEERING CORP. LTD.	97.2
11	THE ARAB CONTRACTORS CO. "OSMAN AHMED OSMAN & CO."	85.0
12	MWH CONSTRUCTORS INC.	79.8
13	CHINA NONFERROUS METAL IND. FOREIGN ENG'G & CONSTR. CO.	71.0
14	CHINA COMMUNICATIONS CONSTRUCTION GROUP LTD.	59.4
15	CHINA HENAN INTERNATIONAL COOP. GROUP CO. LTD.	54.0
16	CGCOC GROUP CO. LTD.	48.9
17	H.A. CONSTRUCTION (HAC)	45.4
18	BLACK & VEATCH	36.9
19	CHINA NATIONAL MACHINERY INDUSTRY CORP.	31.2
20	KAYSON	23.1
21	QINGJIAN GROUP CO. LTD.	22.0
22	POWER CONSTRUCTION CORP. OF CHINA	20.4
23	ALBERICI-FLINTCO	19.1
24	CHINA GEO-ENGINEERING CORP.	14.9
25	WOOD	12.0

TRANSMISSION LINES & AQUEDUCTS		
RANK	FIRM	REVENUE (\$ MIL.**)
1	CHINA NATIONAL MACHINERY INDUSTRY CORP.	433.6
2	CHINA COMMUNICATIONS CONSTRUCTION GROUP LTD.	336.3
3	CHINA RAILWAY CONSTRUCTION CORP. LTD.	216.0
4	CHINA GEO-ENGINEERING CORP.	212.9
5	POWER CONSTRUCTION CORP. OF CHINA	196.6
6	JIANGXI WATER AND HYDROPOWER CONSTRUCTION CO. LTD.	112.0
7	MAPA INSAAT VE TICARET AS	98.8
8	ZHONGMEI ENGINEERING GROUP LTD.	93.7
9	CHINA ENERGY ENGINEERING CORP. LTD.	88.0
10	MWH CONSTRUCTORS INC.	81.4
11	CGCOC GROUP CO. LTD.	73.0
12	ACS, ACTIVIDADES DE CONSTRUCCIÓN Y SERVICIOS SA	70.4
13	LARSEN & TOUBRO LTD.	70.3
14	CHINA INTERNATIONAL WATER & ELECTRIC CORP. (CWE)	63.7
15	NORINCO INTERNATIONAL COOP. LTD.	61.3
16	BOUYGUES	39.0
17	WEEKS MARINE INC.	36.0
18	CONTRACTING & TRADING CO. C.A.T.	33.5
19	CHINA HENAN INTERNATIONAL COOP. GROUP CO. LTD.	26.0
20	CHINA PETROLEUM ENGINEERING CO. LTD.	25.3
21	CHINA BENGBU INT'L TECHN. & ECON. COOP. LTD. "CBITEC"	21.7
22	AFCONS INFRASTRUCTURE LTD.	20.6
23	LIMAK INSAAT SANAYI VE TICARET AS	20.0
24	SACYR	16.3
25	CHINA JIANGXI INTERNATIONAL ECO. AND TECHN. COOP. CO. LTD.	14.7

Top International Design Firms

TREATMENT & DESALINATION		
RANK	FIRM	REVENUE (\$ MIL.**)
1	AECOM	110.4
2	WOOD	99.0
3	JACOBS	94.5
4	TETRA TECH INC.	85.0
5	STANTEC INC.	84.4
6	BLACK & VEATCH	76.3
7	KBR INC.	69.0
8	MOTT MACDONALD	25.7
9	EGIS	23.8
10	ROYAL HASKONINGDHV	22.2
11	DORSCH HOLDING GMBH	20.2
12	COWI A/S	18.4
13	HATCH LTD.	17.0
14	FICHTNER GROUP	14.3
15	WORLEY	13.1
16	KHATIB & ALAMI	11.5
17	CDM SMITH	9.9
18	ILF CONSULTING ENGINEERS	8.7
19	NIHON SUIDO CONSULTANTS CO. LTD.	7.4
20	TÉCNICA Y PROYECTOS SA (TYPESA)	6.6
21	PARSONS CORP.	6.5
22	WSP	5.7
23	H.P. GAUFF INGENIEURE GMBH & CO. KG-JBG	5.0
24	ARUP	4.9
25	CHANGJIANG INSTITUTE OF SURVEY PLANNING DESIGN AND RESEARCH	4.7

TRANSMISSION LINES & AQUEDUCTS		
RANK	FIRM	REVENUE (\$ MIL.**)
1	SNC-LAVALIN INC.	171.1
2	STANTEC INC.	134.3
3	JACOBS	125.4
4	MOTT MACDONALD	64.3
5	ILF CONSULTING ENGINEERS	47.0
6	DAR GROUP	38.4
7	TETRA TECH INC.	38.0
8	KHATIB & ALAMI	27.2
9	ROYAL HASKONINGDHV	24.9
10	COWI A/S	22.9
11	BLACK & VEATCH	22.7
12	WSP	22.5
13	AECOM	22.2
14	CHINA NATIONAL MACHINERY INDUSTRY CORP.	17.3
15	CDM SMITH	16.5
16	EGIS	11.9
17	POWER CONSTRUCTION CORP. OF CHINA	8.6
18	CES CONSULTING ENGINEERS SALZGITTER GMBH	7.2
19	TÉCNICA Y PROYECTOS SA (TYPESA)	7.1
20	PARSONS CORP.	6.7
21	H.P. GAUFF INGENIEURE GMBH & CO. KG-JBG	6.5
22	ARUP	6.5
23	DORSCH HOLDING GMBH	6.0
24	ARTELIA	5.8
25	ECG ENGINEERING CONSULTANTS GROUP	5.1

*BASED ON 2018 CONTRACTOR AND DESIGN FIRM REVENUE FROM ENVIRONMENT AS REPORTED IN ENR'S SURVEYS OF LEADING CONTRACTORS AND DESIGN FIRMS.

**BASED ON SUPPLEMENTAL MARKET REVENUE DATA FROM 2018 PROVIDED BY INDUSTRY FIRMS PARTICIPATING IN ENR'S SOURCEBOOK MARKET SURVEY. SEE ENR.COM FOR COMPLETE LISTINGS.

Top International Contractors

DAMS & RESERVOIRS		
RANK	FIRM	REVENUE (\$ MIL.**)
1	OBAYASHI CORP.	934.0
2	ACS, ACTIVIDADES DE CONSTRUCCIÓN Y SERVICIOS SA	441.5
3	POWER CONSTRUCTION CORP. OF CHINA	388.9
4	BECHTEL	275.5
5	CHINA JIANGXI INTERNATIONAL ECO. AND TECHN. COOP. CO. LTD.	190.1
6	BARNARD CONSTRUCTION CO. INC.	138.5
7	OBRASCON HUARTE LAIN SA	133.0
8	CONSOLIDATED CONTRACTORS GROUP	92.3
9	BAUER AG	64.3
10	HOCHTIEF AKTIENGESSELLSCHAFT	54.0
11	DAELIM INDUSTRIAL CO. LTD.	46.3
12	ZHONGMEI ENGINEERING GROUP LTD.	39.2
13	SACYR	33.3
14	CHINA INTERNATIONAL WATER & ELECTRIC CORP. (CWE)	32.8
15	CHINA NATIONAL MACHINERY INDUSTRY CORP.	32.5
16	CHINA STATE CONSTRUCTION ENGINEERING CORP. LTD.	31.2
17	MAPA INSAAT VE TICARET AS	22.7
18	ANHUI FOREIGN ECONOMIC CONSTRUCTION (GROUP) CO. LTD.	18.7
19	POSCO ENGINEERING & CONSTRUCTION	17.9
20	CHINA GEO-ENGINEERING CORP.	17.9

SANITARY & STORM SEWERS		
RANK	FIRM	REVENUE (\$ MIL.**)
1	FERROVIAL	660.0
2	OBAYASHI CORP.	461.0
3	ACS, ACTIVIDADES DE CONSTRUCCIÓN Y SERVICIOS SA	146.0
4	HOCHTIEF AKTIENGESSELLSCHAFT	146.0
5	AEGION CORP.	129.4
6	THE ARAB CONTRACTORS CO. "OSMAN AHMED OSMAN & CO."	103.0
7	PER AARSLEFF HOLDING A/S	102.3
8	BOUYGUES	67.0
9	PENTA-OCEAN CONSTRUCTION CO. LTD.	51.6
10	MICHEL'S CORP.	41.7
11	CHINA COMMUNICATIONS CONSTRUCTION GROUP LTD.	40.4
12	BLACK & VEATCH	39.7
13	KBR INC.	34.0
14	GRANITE CONSTRUCTION INC.	33.1
15	SKANSKA AB	28.0

Top International Design Firms

DAMS & RESERVOIRS		
RANK	FIRM	REVENUE (\$ MIL.**)
1	TETRA TECH INC.	148.0
2	AECOM	96.4
3	STANTEC INC.	77.2
4	WSP	71.6
5	SURBANA JURONG PRIVATE LTD.	38.0
6	WOOD	30.0
7	JACOBS	25.1
8	MOTT MACDONALD	22.1
9	RAMBOLL GROUP A/S	17.2
10	ROYAL HASKONINGDHV	16.6
11	TÉCNICA Y PROYECTOS SA (TYPESA)	9.9
12	HATCH LTD.	9.0
13	ASSOCIATED CONSULTING ENGINEERS	8.0
14	NIPPON KOEI GROUP	5.9
15	DORSCH HOLDING GMBH	5.6
16	CES CONSULTING ENGINEERS SALZGITTER GMBH	4.2
17	DAR GROUP	3.8
18	HDR	3.6
19	CHINA NATIONAL MACHINERY INDUSTRY CORP.	3.5
20	BECHTEL	3.4

SANITARY & STORM SEWERS		
RANK	FIRM	REVENUE (\$ MIL.**)
1	STANTEC INC.	175.6
2	JACOBS	85.2
3	MOTT MACDONALD	71.4
4	RAMBOLL GROUP A/S	51.2
5	DAR GROUP	48.6
6	POWER CONSTRUCTION CORP. OF CHINA	39.3
7	BLACK & VEATCH	30.1
8	COWI A/S	26.1
9	KHATIB & ALAMI	25.1
10	WOOD	23.0
11	TETRA TECH INC.	20.0
12	ASSOCIATED CONSULTING ENGINEERS	20.0
13	KBR INC.	18.0
14	AEGION CORP.	14.4
15	DORSCH HOLDING GMBH	12.8

*BASED ON 2018 CONTRACTOR AND DESIGN FIRM REVENUE FROM ENVIRONMENT AS REPORTED IN ENR'S SURVEYS OF LEADING CONTRACTORS AND DESIGN FIRMS.

**BASED ON SUPPLEMENTAL MARKET REVENUE DATA FROM 2018 PROVIDED BY INDUSTRY FIRMS PARTICIPATING IN ENR'S SOURCEBOOK MARKET SURVEY. SEE ENR.COM FOR COMPLETE LISTINGS.

Top International Contractors

SOLID WASTE		
RANK	FIRM	REVENUE (\$ MIL.**)
1	FERROVIAL	280.8
2	CHINA NONFERROUS METAL IND. FOREIGN ENG'G & CONSTR. CO.	210.1
3	PENTA-OCEAN CONSTRUCTION CO. LTD.	83.0
4	CHINA NATIONAL COMPLETE PLANT IMP. & EXP. GROUP CORP. LTD.	67.7
5	SACYR	61.4
6	HYUNDAI ENGINEERING & CONSTRUCTION CO. LTD.	35.0
7	HYUNDAI ENGINEERING CO. LTD.	23.7
8	CTCI CORP.	22.8
9	CHINA GEO-ENGINEERING CORP.	19.9
10	CHINA COMMUNICATIONS CONSTRUCTION GROUP LTD.	16.9

CHEMICAL & SOIL REMEDIATION		
RANK	FIRM	REVENUE (\$ MIL.**)
1	BOUYGUES	73.0
2	RAMBOLL GROUP A/S	40.8
3	ECC	30.4
4	APTIM	25.5
5	WORLEY	12.6

Top International Design Firms

SOLID WASTE		
RANK	FIRM	REVENUE (\$ MIL.**)
1	COWI A/S	36.0
2	TETRA TECH INC.	25.0
3	RAMBOLL GROUP A/S	21.8
4	STANTEC INC.	19.6
5	GOLDER ASSOCIATES CORP.	16.2
6	WOOD	15.0
7	EGIS	10.2
8	MOTT MACDONALD	7.8
9	AECOM	7.6
10	NIPPON KOEI GROUP	5.8

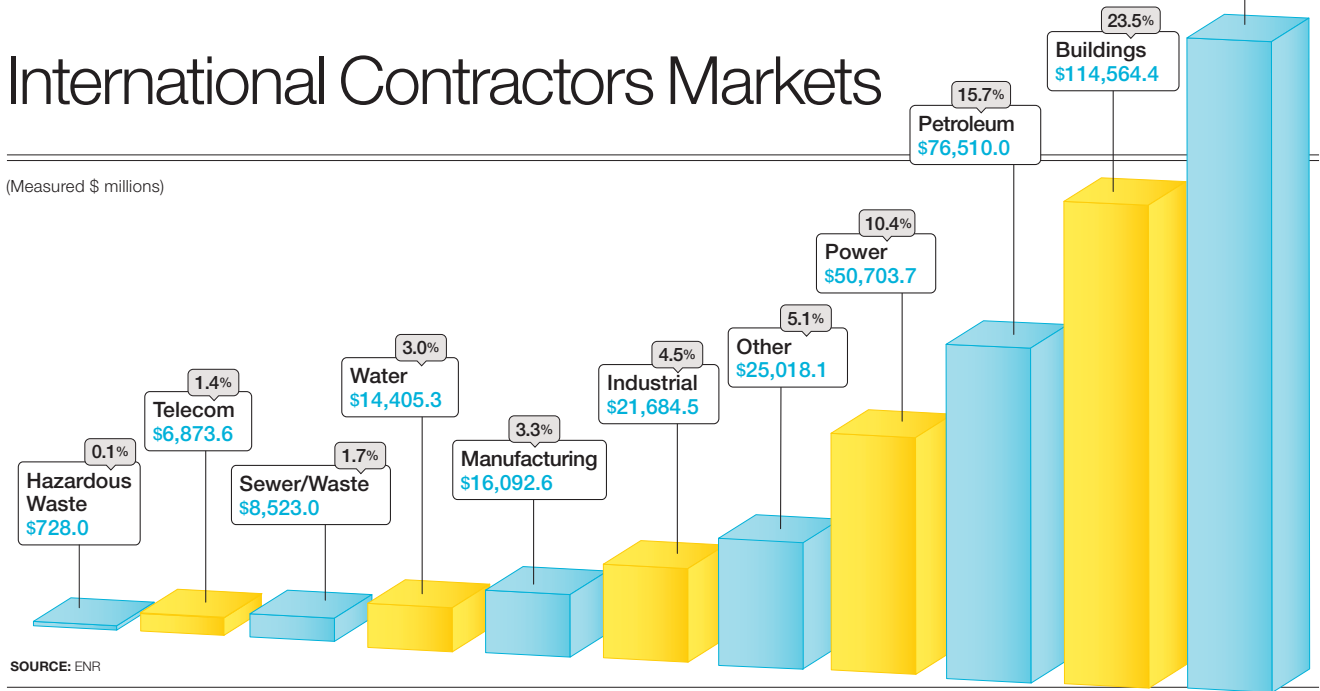
CHEMICAL & SOIL REMEDIATION		
RANK	FIRM	REVENUE (\$ MIL.**)
1	RAMBOLL GROUP A/S	211.2
2	AECOM	111.9
3	JACOBS	78.2
4	PARSONS CORP.	64.3
5	WOOD	62.0

*BASED ON 2018 CONTRACTOR AND DESIGN FIRM REVENUE FROM ENVIRONMENT AS REPORTED IN ENR'S SURVEYS OF LEADING CONTRACTORS AND DESIGN FIRMS.

**BASED ON SUPPLEMENTAL MARKET REVENUE DATA FROM 2018 PROVIDED BY INDUSTRY FIRMS PARTICIPATING IN ENR'S SOURCEBOOK MARKET SURVEY. SEE ENR.COM FOR COMPLETE LISTINGS.

International Contractors Markets

(Measured \$ millions)



SOURCE: ENR

The bubble appears to have burst for the global construction market, as more international design firms and contractors scramble to fill backlogs—creating a severe buyer’s market that has had negative, and in some cases final, consequences for companies.

There is a growing concern that geopolitical tensions and increasing economic nationalism are making clients nervous, leading to sagging confidence that conditions will continue to thrive. Also, companies worry that clients are becoming more ag-

“Geopolitical instability and high levels of debt ... are weighing on the design industry.”

Catherine Tobiasinsky of GHD

gressive in their demands and attitudes toward project risk allocation.

The uncertainty in the market can be seen in the results of ENR’s Top 225 International Design Firms survey. The leading 225 companies generated \$71.88 billion in design revenue in 2018 from projects outside home countries, up 11.3% from \$64.59 billion in 2017.

However, the rise in revenue is misleading, since this year U.K.-based Wood Group participated in the survey for the first time and is ranked No. 1 on the list,

HOW THE TOP INTERNATIONAL CONTRACTORS SHARED THE 2018 MARKET

CONTRACTOR NATIONALITY	# OF FIRMS	INT’L REVENUE		MIDDLE EAST		ASIA		AFRICA		EUROPE		UNITED STATES		CANADA		LAT. AMER / CARIB.	
		\$ MIL.	%	\$ MIL.	%	\$ MIL.	%	\$ MIL.	%	\$ MIL.	%	\$ MIL.	%	\$ MIL.	%	\$ MIL.	%
AMERICAN	35	33,056.1	6.8	6,248.5	7.7	6,267.0	4.9	1,347.2	2.2	7,501.8	7.0	NA	NA	8,303.4	49.1	3,388.3	11.4
CANADIAN	3	2,746.3	0.6	1,144.2	1.4	355.5	0.3	327.0	0.5	35.4	0.0	545.8	0.9	NA	NA	338.4	1.1
EUROPEAN	45	234,357.0	48.1	25,361.5	31.3	40,174.3	31.5	10,663.5	17.7	82,994.3	77.0	51,396.0	80.3	7,462.2	44.2	16,501.7	55.4
BRITISH	3	18,862.9	3.9	4,905.3	6.1	1,994.5	1.6	1,258.6	2.1	5,265.0	4.9	4,144.7	6.5	189.8	1.1	1,105.0	3.7
GERMAN	4	31,589.4	6.5	1,211.2	1.5	12,366.4	9.7	451.8	0.8	1,810.5	1.7	14,085.7	22.0	1,077.6	6.4	586.3	2.0
FRENCH	3	42,601.0	8.7	588.0	0.7	5,830.0	4.6	3,282.0	5.5	24,222.0	22.5	3,350.0	5.2	3,437.0	20.3	1,892.0	6.4
ITALIAN	12	16,228.3	3.3	4,154.7	5.1	2,152.2	1.7	2,235.6	3.7	3,986.3	3.7	2,648.7	4.1	4.7	0.0	1,046.1	3.5
DUTCH	3	9,507.6	2.0	888.4	1.1	652.0	0.5	341.6	0.6	7,040.3	6.5	0.0	0.0	8.0	0.0	577.2	1.9
SPANISH	10	69,146.9	14.2	7,129.3	8.8	15,680.6	12.3	1,224.3	2.0	13,920.0	12.9	19,454.6	30.4	2,718.3	16.1	9,019.9	30.3
OTHER EUROPEAN	10	46,420.9	9.5	6,484.6	8.0	1,498.5	1.2	1,869.8	3.1	26,553.7	24.6	7,712.3	12.0	26.8	0.2	2,275.3	7.6
AUSTRALIAN	4	9,013.7	1.9	500.5	0.6	2,855.5	2.2	623.6	1.0	949.5	0.9	3,586.1	5.6	409.9	2.4	88.7	0.3
JAPANESE	11	19,666.6	4.0	1,139.0	1.4	8,525.6	6.7	978.9	1.6	3,295.0	3.1	5,210.1	8.1	406.0	2.4	111.9	0.4
CHINESE	76	118,967.1	24.4	17,143.6	21.2	51,987.0	40.8	36,567.4	60.9	4,239.0	3.9	1,701.2	2.7	95.5	0.6	7,233.4	24.3
KOREAN	12	29,052.8	6.0	12,481.0	15.4	12,853.3	10.1	1,568.2	2.6	950.4	0.9	267.1	0.4	212.3	1.3	720.5	2.4
TURKISH	45	23,253.7	4.8	8,401.7	10.4	2,692.6	2.1	4,061.2	6.8	7,808.1	7.2	191.4	0.3	0.0	0.0	98.6	0.3
INDIAN	5	7,170.3	1.5	5,449.0	6.7	765.6	0.6	774.7	1.3	137.5	0.1	34.6	0.1	8.8	0.1	0.0	0.0
ALL OTHERS	14	9,641.1	2.0	3,052.8	3.8	915.4	0.7	3,173.6	5.3	92.7	0.1	1,095.2	1.7	0.0	0.0	1,311.5	4.4
ALL FIRMS	250	486,924.5	100.0	80,921.8	100.0	127,391.8	100.0	60,085.4	100.0	107,807.3	100.0	64,027.4	100.0	16,898.0	100.0	29,792.9	100.0

SOURCE: ENR. NOTE: EXCLUDING \$363.62 MILLION IN ARCTIC/ANTARCTIC OR UNALLOCATED

The Top 10 International Contractors by Region

1		ASIA	
RANK	2019	2018	
Top 10 Revenue: \$64,208.7 Mil. Region's Revenue: \$127,391.8 Mil.			
1	1	1	CHINA COMMUNICATIONS CONSTRUCTION GROUP LTD.
2	2	2	ACS, ACTIVIDADES DE CONSTRUCCIÓN Y SERVICIOS SA
3	3	3	HOCHTIEF AKTIENGESELLSCHAFT
4	4	4	CHINA STATE CONSTRUCTION ENGINEERING CORP. LTD.
5	5	5	POWER CONSTRUCTION CORP. OF CHINA
6	8	8	HYUNDAI ENGINEERING & CONSTRUCTION CO. LTD.
7	**	**	FLUOR CORP.
8	9	9	BOUYGUES
9	10	10	SAMSUNG C&T CORP.
10	**	**	VINCI

2		EUROPE	
RANK	2019	2018	
Top 10 Revenue: \$67,361.6 Mil. Region's Revenue: \$107,807.3 Mil.			
1	1	1	STRABAG SE
2	2	2	VINCI
3	5	5	BOUYGUES
4	6	6	FERROVIAL
5	4	4	SKANSKA AB
6	7	7	ROYAL BAM GROUP NVV
7	3	3	TECHNIPFMC
8	10	10	EIFFAGE
9	9	9	RENAISSANCE CONSTRUCTION
10	8	8	BECHTEL

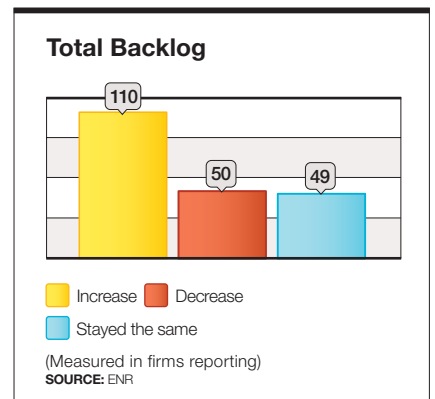
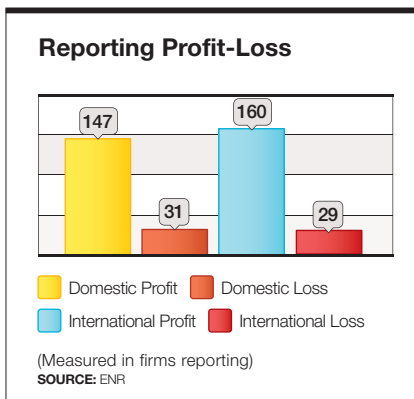
3		MIDDLE EAST	
RANK	2019	2018	
Top 10 Revenue: \$30,879.5 Mil. Region's Revenue: \$80,921.8 Mil.			
1	1	1	CONSOLIDATED CONTRACTORS GROUP
2	3	3	TECNICAS REUNIDAS
3	2	2	PETROFAC LTD.
4	4	4	LARSEN & TOUBRO LTD.
5	10	10	GS ENGINEERING & CONSTRUCTION
6	6	6	POWER CONSTRUCTION CORP. OF CHINA
7	5	5	HYUNDAI ENGINEERING & CONSTRUCTION CO. LTD.
8	8	8	SALINI IMPREGILO SPA
9	**	**	MCDERMOTT
10	**	**	CHINA STATE CONSTRUCTION ENGINEERING CORP. LTD.

4		UNITED STATES	
RANK	2019	2018	
Top 10 Revenue: \$53,833.4 Mil. Region's Revenue: \$64,027.4 Mil.			
1	1	1	ACS, ACTIVIDADES DE CONSTRUCCIÓN Y SERVICIOS SA
2	2	2	HOCHTIEF AKTIENGESELLSCHAFT
3	3	3	SKANSKA AB
4	4	4	LENDLEASE
5	5	5	OBAYASHI CORP.
6	**	**	WOOD
7	6	6	FERROVIAL
8	7	7	BOUYGUES
9	8	8	SALINI IMPREGILO SPA
10	9	9	KAJIMA CORP.

5		AFRICA	
RANK	2019	2018	
Top 10 Revenue: \$26,745.6 Mil. Region's Revenue: \$60,085.4 Mil.			
1	1	1	CHINA COMMUNICATIONS CONSTRUCTION GROUP LTD.
2	4	4	POWER CONSTRUCTION CORP. OF CHINA
3	2	2	CHINA RAILWAY CONSTRUCTION CORP. LTD.
4	5	5	CHINA RAILWAY GROUP LTD.
5	3	3	CHINA STATE CONSTRUCTION ENGINEERING CORP. LTD.
6	7	7	ORASCOM CONSTRUCTION PLC
7	8	8	VINCI
8	10	10	CHINA NATIONAL MACHINERY INDUSTRY CORP.
9	**	**	SINOMA INTERNATIONAL ENGINEERING CO. LTD.
10	9	9	BOUYGUES

6		LATIN AMERICA/CARIBBEAN	
RANK	2019	2018	
Top 10 Revenue: \$14,406.1 Mil. Region's Revenue: \$29,792.9 Mil.			
1	1	1	ACS, ACTIVIDADES DE CONSTRUCCIÓN Y SERVICIOS SA
2	4	4	SACYR
3	3	3	VINCI
4	**	**	FLUOR CORP.
5	**	**	MOTA-ENGLI
6	5	5	ACCIONA INFRASTRUCTURE
7	6	6	CHINA COMMUNICATIONS CONSTRUCTION GROUP LTD.
8	2	2	ODEBRECHT ENGENHARIA & CONSTRUCAO
9	8	8	POWER CONSTRUCTION CORP. OF CHINA
10	9	9	TECHNIPFMC

7		CANADA	
RANK	2019	2018	
Top 10 Revenue: \$12,885.9 Mil. Region's Revenue: \$16,898.0 Mil.			
1	1	1	PCL CONSTRUCTION ENTERPRISES INC.
2	2	2	BOUYGUES
3	3	3	ACS, ACTIVIDADES DE CONSTRUCCIÓN Y SERVICIOS SA
4	5	5	KIEWIT CORP.
5	6	6	HOCHTIEF AKTIENGESELLSCHAFT
6	9	9	VINCI
7	7	7	AECOM
8	**	**	FERROVIAL
9	**	**	BARNARD CONSTRUCTION CO. INC.
10	**	**	WORLEYPARSONS LTD. (TRADING AS WORLEY)



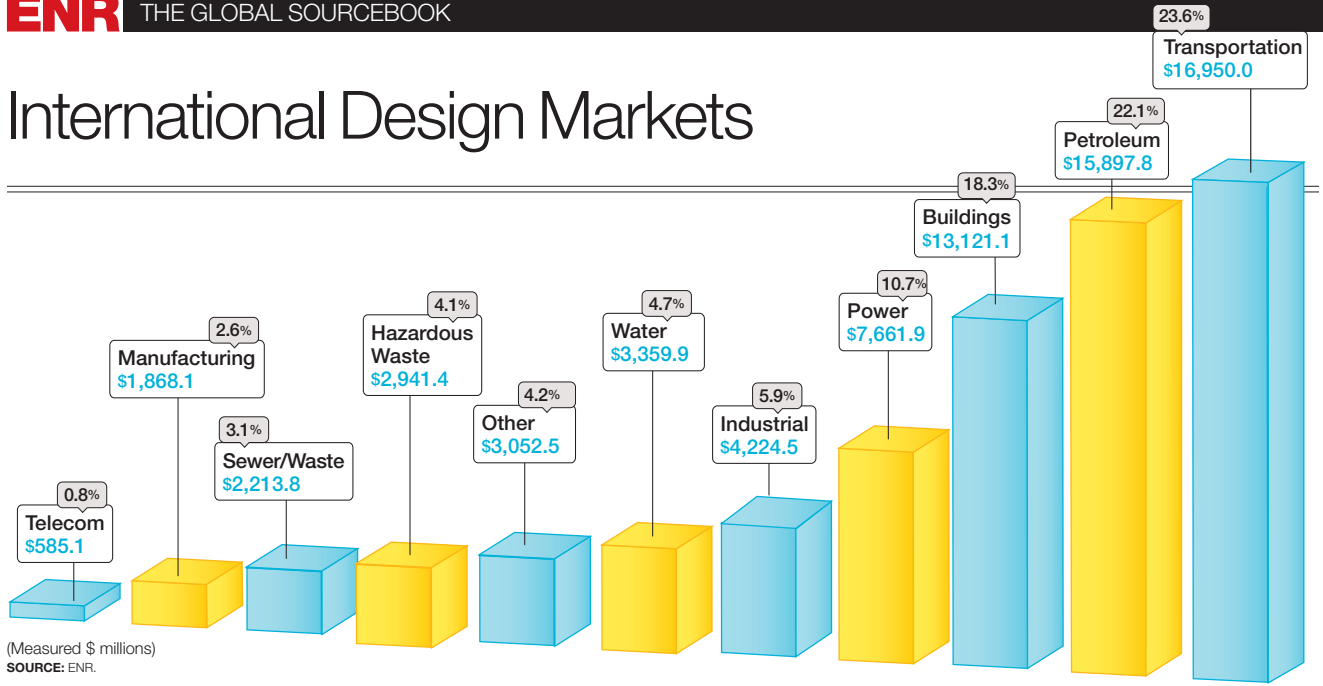
with \$5.99 billion in international design revenue. Ignoring Wood's figures, design revenue for the Top 225 showed a 2.8% hike in 2018 from the 2017 total.

There also were some shifts on the international design firms list this year, mostly from acquisitions. The biggest change, however, won't be evident until next year. On April 29, Australia's WorleyParsons, now known simply as Worley, finalized its \$3.2-billion acquisition of Jacobs' Energy, Chemicals and Resources division.

On the Top 225 International Design Firms list, firms are ranked based on design revenue from projects outside of their home countries, measuring their presence in international commerce. The ENR Top 150 Global Design Firms list measures total worldwide design revenue, regardless of project location.

The uncertainties in the international market are also seen in the 2019 results of the ENR Top 250 International Contractors survey. This list ranks companies based on contracting revenue from projects out-

International Design Markets



side their home countries, measuring their presence in international commerce. ENR's separate Top 250 Global Contractors list ranks firms' total worldwide contracting revenue, regardless of project location.

The Top 250 International Contractors reported \$487.29 billion in contracting revenue in 2018 from projects outside their home countries, up only 1% from \$482.40 billion in 2017. As a group, firms also reported \$1.148 trillion in revenue from domestic projects in 2018, up 10% from \$1.043 trillion in 2017.

But the modest rise in the international market does not reflect its struggles. This past year's revenue figures are off by 10.4% from five years ago and were falling

“Our experience in the international market is that it’s a punishing environment.”

S. Paramasivan,
Managing Director, Afcons Infrastructure Ltd.

steadily until 2017. The small recovery comes at a price. Owners around the world have seen large contractors fighting for work and have used this desperation to impose increasingly tough conditions in contracts—pushing more risk onto companies.

Taking a Toll

This risk shifting has begun to take a severe toll on some major international firms. Last year saw the failure or near failure of several major companies, beginning in January 2018 with the collapse of Carillion, one of the U.K.'s largest contractors. Spain's Isolux Corsan soon followed, and Joannou & Paraskevaides

HOW THE TOP INTERNATIONAL DESIGN FIRMS SHARED THE 2018 MARKET

DESIGNER NATIONALITY	# OF FIRMS	INT'L REVENUE		MIDDLE EAST		ASIA		AFRICA		EUROPE		UNITED STATES		CANADA		LAT. AMER. / CARIB.	
		\$ MIL.	%	\$ MIL.	%	\$ MIL.	%	\$ MIL.	%	\$ MIL.	%	\$ MIL.	%	\$ MIL.	%	\$ MIL.	%
AMERICAN	79	18,677.3	26.0	2,411.0	23.9	5,716.9	35.9	654.0	17.1	5,433.6	28.6	NA	NA	3,539.8	59.4	913.6	24.2
CANADIAN	5	10,420.7	14.5	567.8	5.6	1,401.5	8.8	184.0	4.8	3,198.9	16.8	4,756.1	35.8	NA	NA	312.4	8.3
EUROPEAN	57	26,711.0	37.2	3,766.9	37.3	3,175.6	19.9	1,416.0	36.9	8,906.3	46.9	5,707.7	43.0	1,633.0	27.4	2,112.1	56.0
BRITISH	5	9,440.3	13.1	417.6	4.1	1,230.8	7.7	324.7	8.5	1,710.5	9.0	3,349.0	25.2	1,439.4	24.1	968.3	25.7
GERMAN	6	427.5	0.6	163.1	1.6	57.8	0.4	87.1	2.3	106.3	0.6	6.5	0.0	0.0	0.0	13.2	0.3
FRENCH	5	1,741.7	2.4	365.1	3.6	298.7	1.9	249.0	6.5	604.8	3.2	44.1	0.3	24.2	0.4	156.0	4.1
DUTCH	3	1,640.6	2.3	260.9	2.6	380.8	2.4	136.4	3.6	507.4	2.7	235.8	1.8	26.4	0.4	93.0	2.5
ITALIAN	11	1,245.5	1.7	456.0	4.5	161.6	1.0		4.9	366.0	1.9	42.8	0.3	2.0	0.0	28.6	0.8
SPANISH	10	2,583.0	3.6	1,209.0	12.0	141.7	0.9	172.8	4.5	364.2	1.9	83.4	0.6	48.8	0.8	563.2	14.9
OTHER EUROPEAN	17	9,632.4	13.4	895.3	8.9	904.2	5.7	257.5	6.7	5,247.1	27.6	1,946.1	14.7	92.3	1.5	289.9	7.7
AUSTRALIAN	6	4,266.1	5.9	493.7	4.9	645.9	4.1	429.4	11.2	679.0	3.6	1,272.3	9.6	660.2	11.1	85.7	2.3
JAPANESE	9	818.8	1.1	41.1	0.4	469.2	2.9	84.7	2.2	130.4	0.7	19.4	0.1	6.0	0.1	68.1	1.8
CHINESE	24	5,107.2	7.1	699.9	6.9	3,061.5	19.2	600.0	15.7	275.2	1.4	260.7	2.0	0.3	0.0	209.6	5.6
KOREAN	9	559.5	0.8	154.3	1.5	268.5	1.7	38.9	1.0	23.0	0.1	50.1	0.4	0.5	0.0	24.2	0.6
ALL OTHERS	36	5,315.1	7.4	1,972.8	19.5	1,183.1	7.4	426.6	11.1	354.4	1.9	1,211.7	9.1	123.2	2.1	45.5	1.2
ALL FIRMS	225	71,875.7	100.0	10,107.4	100.0	15,922.2	100.0	3,833.5	100.0	19,000.7	100.0	13,277.9	100.0	5,963.0	100.0	3,771.1	100.0

SOURCE: ENR NOTE: EXCLUDING \$0.40 MILLION FROM ANTARCTIC/ARCTIC OR UNALLOCATED

The Top 10 International Design Firms by Region

1		EUROPE	
RANK		Top 10 Revenue:	Regional Revenue:
2019	2018	\$12,271.9 Mil.	\$19,000.7 Mil.
1	1	JACOBS	
2	2	SNC-LAVALIN INC.	
3	4	WSP	
4	3	SWECO	
5	**	WOOD	
6	6	ARCADIS NV	
7	5	AECOM	
8	7	RAMBOLL GROUP A/S	
9	**	AF POYRY	
10	9	WORLEYPARSONS LTD.	

2		ASIA/AUSTRALIA	
RANK		Top 10 Revenue:	Regional Revenue:
2019	2018	\$8,040.1 Mil.	\$15,922.2 Mil.
1	1	AECOM	
2	3	POWER CONSTRUCTION CORP. OF CHINA	
3	2	FLUOR CORP.	
4	6	WSP	
5	4	JACOBS	
6	7	ARUP	
7	5	CHINA ENERGY ENGINEERING CORP. LTD.	
8	**	KBR INC.	
9	8	SURBANA JURONG PRIVATE LTD.	
10	9	ARCADIS NV	

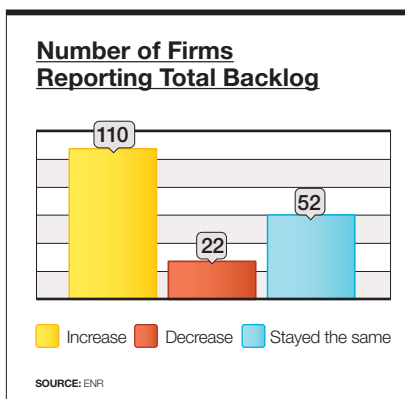
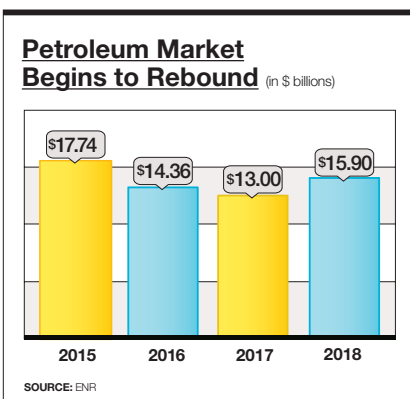
3		UNITED STATES	
RANK		Top 10 Revenue:	Regional Revenue:
2019	2018	\$11,192.3 Mil.	\$13,277.9 Mil.
1	**	WOOD	
2	3	WSP	
3	1	STANTEC INC.	
4	2	ARCADIS NV	
5	4	SNC-LAVALIN INC.	
6	5	DAR GROUP	
7	6	WORLEYPARSONS LTD.	
8	8	GHD	
9	7	MOTT MACDONALD	
10	9	LARSEN & TOUBRO LTD.	

4		MIDDLE EAST	
RANK		Top 10 Revenue:	Regional Revenue:
2019	2018	\$5,150.7 Mil.	\$10,107.4 Mil.
1	1	TECNICAS REUNIDAS	
2	3	KBR INC.	
3	2	DAR GROUP	
4	**	CHINA ENERGY ENGINEERING CORP. LTD.	
5	**	WORLEYPARSONS LTD.	
6	6	SNC-LAVALIN INC.	
7	5	AECOM	
8	7	KHATIB & ALAMI	
9	8	JACOBS	
10	**	MAIRE TECNIMONT	

5		CANADA	
RANK		Top 10 Revenue:	Regional Revenue:
2019	2018	\$4,458.7 Mil.	\$5,963.0 Mil.
1	**	WOOD	
2	1	TETRA TECH INC.	
3	3	JACOBS	
4	2	AECOM	
5	5	WORLEYPARSONS LTD.	
6	6	GOLDER ASSOCIATES CORP.	
7	7	EXP	
8	8	GHD	
9	**	FLUOR CORP.	
10	10	PARSONS CORP.	

6		AFRICA	
RANK		Top 10 Revenue:	Regional Revenue:
2019	2018	\$1,426.5 Mil.	\$3,833.5 Mil.
1	5	DAR GROUP	
2	2	AURECON	
3	1	MOTT MACDONALD	
4	**	POWER CONSTRUCTION CORP. OF CHINA	
5	**	DRA GLOBAL LTD.	
6	**	KBR INC.	
7	**	TECHNIPFMC	
8	6	EGIS	
9	7	CHINA COMMUNICATIONS CONSTRUCTION	
10	**	CHINA NATIONAL MACHINERY INDUSTRY CORP.	

7		LAT. AMER./CARIBBEAN	
RANK		Top 10 Revenue:	Regional Revenue:
2019	2018	\$2,019.0 Mil.	\$3,771.1 Mil.
1	**	WOOD	
2	1	FLUOR CORP.	
3	2	TECNICAS REUNIDAS	
4	3	JACOBS	
5	4	AYESA	
6	6	ARCADIS NV	
7	**	EGIS	
8	**	SNC-LAVALIN INC.	
9	9	IDOM	
10	8	SENER INGENIERIA Y SISTEMAS SA	



(Overseas), the largest unit of Cyprus-based Joannou & Paraskevaides Group, defaulted on bank loans and now is under court supervision. The owners of J&P are in court to break up the company.

Italian contractors had more than their share of problems. Trevi-Finanziaria Industriale SpA and Condotte d'Acqua SpA are under court administration and are selling off assets. C.M.C. di Ravenna is in bankruptcy reorganization, as is Astaldi SpA after defaulting on a series of U.S. contracts.

Brazil's Odebrecht SA, reeling from the impact of the "Operation Car Wash" bribery scandal that implicated numerous contractors and officials in 11 countries, filed for bankruptcy protection and reorganization—possibly the largest filing in the country's history.

Many large international contractors now are taking action to limit exposure to risk in international markets. After sustaining significant quarterly losses from bad projects this year, Fluor and McDermott, both from the U.S., have established board-level risk

review committees to oversee their firms' exposure to cost overruns. New Zealand contracting giant Fletcher Building said in early 2018 it was leaving vertical markets after losing \$425 million over the previous year.

Fluor, Granite Construction from the U.S. and Canada-based SNC-Lavalin also announced recently that they are leaving fixed-price, turnkey markets after experiencing major losses. Fluor will continue to pursue fixed-price work in energy and chemicals markets, but only where there are limited bidders and it has a measurable advantage over competitors.

Trouble Ahead?

The market for large design firms is steady. Oil prices have slowly risen and are now at the point where major projects are beginning to shake loose. And commodity minerals and metals prices have rebounded, generating plans for new work. This has boosted the economies of nations with natural resources, allowing for increased opportunities for the industry.

However, there are storm clouds on the horizon. Starting with Britain's 2016 vote to leave the European Union, economic nationalism has been on the rise. This is most evident in tariffs being imposed on foreign goods, led by the U.S. and the Trump administration.

This has led to fears that the shaky global market may take a major hit. "Our business is growing against a background of subdued spending and growth worldwide," says Catherine Tobiasinsky, chief client services officer for Australia's GHD. "Geopolitical instability and high levels of debt—public, corporate and household—are weighing on the design industry as a whole, and this is adding more urgency to clients wanting surety of outcomes and digital transformation."

Many executives at top design firms echo Tobiasinsky's concerns. "We are carefully watching the U.S.-China conflict that may cause the decrease of overseas business opportunity," says Park Seung Woo, CEO of South Korea's Dohwa Engineering Co. "Increasing

223

of the Top 250 sent in surveys last year.

50.0%

increased international revenue in 2018.

48.0%

reported lower international revenue in 2018.

211

of the Top 255 sent in surveys last year.

63.0%

increased international revenue in 2018.

36.5%

reported lower international revenue in 2018.

political volatility globally, the dramatic escalation and apparent standoff in the U.S.-China trade war, as well as growing economic protectionism, have the potential to significantly impact prospects in the international design market," says Greg Lowe, group CEO of New Zealand's Beca Group Ltd.

International contractors are becoming increasingly wary of risk exposure and project management expertise. "Our experience in the international market is that it's a punishing environment," says S. Paramasivan, managing director of India's Afcons Infrastructure Ltd. But he says the firm's commitment to risk management and operational efficiency has allowed it to complete all 50 of its international projects over the past decade on or ahead of schedule.

European firms seem content with current revenue trends, but satisfactory margins are more elusive. Jérôme Stubler, chairman of France's VINCI Construction, says, "2019 will be another year of growth in revenue." While its pretax profits have risen nearly 20% annually over the last three years, the current 2.8% operating profit still falls 2.2% short of Stubler's target. "I believe all contractors should have a 5% target when I see the levels of [their] risk and effort."

Despite "challenging" residential markets, Sweden's Skanska AB is pushing to improve construction profitability by selective bidding, especially in Europe, says CEO Anders Danielsson. Its 6.2% gross margin in the first half rose 1% from last year. Bidding selectively in difficult markets, Skanska's backlog is 11% below work done in the last period.

Milan-based Salini Impregilo is on the acquisition trail both to increase its global footprint and help revive Italy's contracting industry. The firm secured \$673 million in financing to reinforce its balance sheet and invest \$252 million to buy profitable parts of Astaldi SpA, the country's second largest contractor. In Italy, "the whole industry is in trouble ... we are the last man standing," says a Salini Impregilo spokesman. ■

How To Read the Tables

Companies are ranked according to revenue for design services (Top 225) or contracting revenue (Top 250) performed in 2018 in \$ millions (*). Those with subsidiaries are indicated by (†). For information on subs and where each firm worked outside of the U.S., see ENR.com. **Firms not ranked last year. Some markets may not add up to 100% due to omission of "other" miscellaneous market category and rounding. NA=not available.

Key to type of design firm A=architect; E=engineer; EC=engineer-contractor; AE=architect-engineer; EA=engineer-architect; ENV=environmental; GE=geotechnical engineer; L=landscape architect;

P=planner; O=other. Other combinations possible. Firms classified themselves.

General Building includes commercial buildings, offices, stores, educational facilities, government buildings, hospitals, medical facilities, hotels, apartments, housing, etc.

Manufacturing includes auto, electronic assembly, textile plants, etc.

Power comprises thermal and hydroelectric power plants, waste-to-energy plants, transmission lines, substations, cogeneration plants, etc.

Water Supply includes dams, reservoirs, transmission pipelines, distribution mains, irrigation canals, desalination and potability treatment plants, pumping stations, etc.

Sewage/Solid Waste includes sanitary and storm sewers, treatment plants, pumping plants, industrial waste facilities.

Industrial Process includes pulp and paper mills, steel mills, non-ferrous metal refineries, pharmaceutical and chemical plants, food and other processing plants.

Petroleum comprises refineries, petrochemical plants, offshore facilities, pipelines, etc.

Transportation includes airports, bridges, roads, canals, locks, dredging, marine facilities, piers, railroads, tunnels, etc.

Hazardous Waste includes chemical and nuclear-waste treatment, asbestos and lead abatement, etc.

Telecommunications includes transmission lines and cabling, towers and antennae, data centers, etc.

RANK 2019	RANK 2018	FIRM	FIRM TYPE	2018 INT'L REVENUE		GENERAL BUILDING	MANUFACTURING	POWER	WATER SUPPLY	SEWER / WASTE	INDUS. / PETROLEUM	TRANSPORTATION	HAZARDOUS WASTE	TELECOM
				IN \$ MIL	% OF TOTAL REV.									
1	**	WOOD, Aberdeen, Scotland, U.K.†	EC	5,991.0	82	2	6	4	2	1	77	4	4	0
2	4	WSP, Montreal, Quebec, Canada†	E	4,322.1	84	23	0	8	3	1	2	56	3	0
3	1	JACOBS, Dallas, Texas, U.S.A.†	EAC	4,243.8	39	8	1	3	6	6	45	24	5	3
4	2	AECOM, Los Angeles, Calif., U.S.A.	EAC	3,592.7	45	31	1	4	6	4	2	44	7	0
5	5	ARCADIS NV, Amsterdam, The Netherlands†	E	3,459.0	90	41	13	2	9	1	2	9	14	0
6	3	SNC-LAVALIN INC., Montreal, Quebec, Canada†	EC	3,267.3	86	17	0	6	5	0	11	41	7	0
7	9	WORLEYPARSONS LTD. (TRADING AS WORLEY), North Sydney, NSW, Australia	EC	2,256.2	87	2	0	12	1	0	79	1	2	0
8	8	STANTEC INC., Edmonton, Alberta, Canada†	EAL	2,244.1	71	22	1	8	13	16	6	25	1	0
9	7	DAR GROUP, Dubai, U.A.E.†	EA	2,153.6	100	53	0	2	2	3	3	36	0	1
10	6	FLUOR CORP., Irving, Texas, U.S.A.†	EC	2,136.9	69	0	0	1	0	0	94	3	3	0
11	12	KBR INC., Houston, Texas, U.S.A.†	EC	1,833.0	59	0	3	3	5	4	67	9	1	3
12	16	RAMBOLL GROUP A/S, Copenhagen, Denmark†	EA	1,592.1	82	26	1	4	1	7	3	25	29	1
13	14	ARUP, London, U.K.†	E	1,368.8	69	37	3	5	2	2	3	44	0	3
14	15	SWECO, Stockholm, Sweden	AE	1,365.0	63	42	1	9	3	3	10	29	0	0
15	11	TECNICAS REUNIDAS, Madrid, Spain†	EC	1,350.7	93	0	0	6	1	0	93	1	0	0
16	17	POWER CONSTRUCTION CORP. OF CHINA, Beijing, China†	EA	1,254.3	14	1	0	86	1	3	0	6	0	3
17	13	MOTT MACDONALD, Croydon, Surrey, U.K.†	E	1,223.2	59	12	0	10	9	9	16	40	0	0
18	18	CHINA ENERGY ENGINEERING CORP. LTD., Beijing, China†	EC	1,207.4	18	5	0	95	0	0	0	0	0	0
19	10	FUGRO NV, Leidschendam, The Netherlands	GE	1,191.0	89	13	0	14	3	0	58	4	0	3
20	40	AF POYRY, Stockholm, Sweden†	A	1,027.0	45	9	2	35	2	2	21	25	0	1
21	19	GHD, Sydney, NSW, Australia†	EA/ENV	870.5	57	21	0	2	16	12	7	12	31	0
22	23	TECHNIPFMC, London, U.K.†	EC	857.3	94	0	0	0	0	0	100	0	0	0
23	21	EGIS, Saint-Quentin-en-Yvelines, France†	E	840.6	63	13	0	1	4	1	0	80	0	0
24	32	MAIRE TECNIMONT, Milan, Italy†	EC	831.2	94	0	0	1	0	0	99	0	0	0
25	20	TETRA TECH INC., Pasadena, Calif., U.S.A.	E	787.0	27	10	1	18	34	8	4	14	11	0
26	22	GOLDER ASSOCIATES CORP., Palm Beach, Fla., U.S.A.†	EC	734.1	75	9	6	7	6	7	28	18	19	0
27	25	SURBANA JURONG PRIVATE LTD., Singapore†	EA	706.0	68	38	0	15	5	0	0	39	2	0
28	33	LARSEN & TOUBRO LTD., Chennai, Tamil Nadu, India†	EC	696.7	72	0	66	1	0	0	29	2	0	2
29	24	COWI A/S, Kongens Lyngby, Denmark†	E	658.2	69	22	0	0	7	11	0	61	0	0
30	28	INTERTEK-PSI, Arlington Heights, Ill., U.S.A.†	E	651.6	48	0	0	21	0	0	79	0	0	0
31	27	CARDNO LTD., Fortitude Valley, Queensland, Australia†	E	586.8	68	0	0	0	0	0	0	0	0	0
32	41	HATCH LTD., Mississauga, Ontario, Canada†	EC	544.0	52	0	0	6	5	0	61	14	0	0
33	37	CHINA COMMUNICATIONS CONSTRUCTION GROUP LTD., Beijing, China†	EC	516.4	11	0	0	1	0	0	0	98	0	0
34	36	SYSTRA, Paris, France†	E	515.4	71	0	0	0	0	0	0	100	0	0
35	38	TRACTEBEL, Brussels, Belgium†	E	492.2	63	2	0	82	0	0	0	4	6	0
36	39	BLACK & VEATCH, Overland Park, Kan., U.S.A.†	EC	433.2	29	9	0	43	24	17	7	1	0	0
37	44	NIPPON KOEI GROUP, Tokyo, Japan†	EA	397.2	47	28	0	8	6	6	0	26	0	1
38	47	PARSONS CORP., Centreville, Va., U.S.A.	EC	380.6	25	16	0	0	3	0	0	63	18	0
39	42	AURECON, Melbourne, Victoria, Australia†	E	378.8	47	45	6	7	4	0	0	27	0	3
40	43	ROYAL HASKONINGDHV, Amersfoort, The Netherlands†	E	356.8	49	14	2	5	18	9	1	47	0	3
41	46	KHATIB & ALAMI, Beirut, Lebanon†	EA	351.4	96	53	0	5	14	7	3	14	0	0
42	30	BECHTEL, Reston, Va., U.S.A.†	EC	345.0	33	0	0	1	1	0	69	20	0	9
43	49	EXP, Chicago, Ill., U.S.A.	EA	305.2	55	31	0	3	6	7	5	14	0	0
44	45	JSTI GROUP, Nanjing, Jiangsu, China†	E	303.9	34	0	0	0	0	0	0	39	0	0
45	48	SENER INGENIERÍA Y SISTEMAS SA, Las Arenas (Getxo), Bizcaia, Spain†	EC	294.9	91	0	0	44	1	0	11	43	0	0
46	52	MEINHARDT GROUP INTERNATIONAL, Singapore†	E	265.8	91	50	3	1	3	8	2	31	0	2
47	53	IBI GROUP INC., Columbus, Ohio, U.S.A.†	A	246.0	70	70	9	0	0	2	0	14	0	0
48	54	TPF SA, Brussels, Belgium†	E	237.8	91	28	2	1	13	4	1	46	0	0
49	58	AEDAS, Hong Kong, China	A	230.7	99	88	0	0	0	0	0	12	0	0
50	64	CHINA NATIONAL MACHINERY INDUSTRY CORP., Beijing, China†	EC	227.5	33	11	1	50	10	1	12	7	0	0
51	57	GENSLER, San Francisco, Calif., U.S.A.	A	225.7	17	96	0	0	0	0	0	3	0	1

RANK 2019	RANK 2018	FIRM	FIRM TYPE	2018 INT'L REVENUE		GENERAL BUILDING	MANUFACTURING	POWER	WATER SUPPLY	SEWER / WASTE	INDUS. / PETROLEUM	TRANSPORTATION	HAZARDOUS WASTE	TELECOM
				IN \$ MIL	% OF TOTAL REV.									
52	50	CHINA PETROLEUM ENGINEERING CO. LTD., Beijing, China†	EC	220.3	27	0	0	0	0	0	100	0	0	0
53	51	IDOM, Bilbao, Bizcaia, Spain†	EA	217.7	73	8	6	22	1	3	26	21	0	3
54	56	THYSSENKRUPP INDUSTRIAL SOLUTIONS, Essen, N.R.W., Germany†	EC	207.7	94	0	0	0	0	0	68	0	0	0
55	63	CHINA CHENGDA ENGINEERING CO. LTD., Chengdu, Sichuan, China	EC	203.0	64	1	0	99	0	0	0	0	0	0
56	69	AYESA, Seville, Spain	E	199.0	73	5	0	4	22	5	10	52	0	1
57	71	SAMSUNG ENGINEERING CO. LTD., Seoul, S. Korea†	EC	196.8	62	0	8	0	0	12	80	0	0	0
58	55	TÉCNICA Y PROYECTOS SA (TYPSA), Madrid, Spain†	EA	196.1	77	21	0	10	12	5	0	50	0	0
59	61	HDR, Omaha, Neb., U.S.A.†	EA	195.0	9	66	0	1	3	2	1	23	2	2
60	60	ILF CONSULTING ENGINEERS, Rum/Innsbruck, Austria†	E	187.6	85	1	0	14	30	3	22	27	0	0
61	73	ORIENTAL CONSULTANTS GLOBAL, Tokyo, Japan†	E	173.7	37	15	0	1	3	0	0	80	1	0
62	66	FICHTNER GROUP, Stuttgart, Germany†	E	172.5	62	0	0	80	11	7	0	1	0	0
63	95	DRA GLOBAL LTD., Perth, Australia†	EC	163.7	78	0	0	0	0	0	100	0	0	0
64	68	ARTELIA, Choisy le Roi, France†	E	160.7	27	39	0	11	13	1	17	17	1	0
65	67	SKIDMORE, OWINGS & MERRILL LLP (SOM), New York, N.Y., U.S.A.†	AE	160.6	44	95	0	0	0	0	0	5	0	0
66	62	DORSCH HOLDING GMBH, Frankfurt, Germany†	E	157.9	87	10	3	10	20	20	3	19	0	3
67	76	KOHN PEDERSEN FOX ASSOCIATES PC, New York, N.Y., U.S.A.†	A	154.9	85	83	0	0	0	0	0	17	0	0
68	72	ASSYSTEM, Courbevoie, France†	EA	148.0	41	10	1	81	0	0	7	0	0	0
69	74	ASSOCIATED CONSULTING ENGINEERS, Athens, Amaraousion, Greece†	AE	130.0	93	31	0	2	9	32	3	20	2	2
70	59	SINOPEC ENGINEERING (GROUP) CO. LTD., Beijing, China†	EC	126.4	14	0	0	0	0	0	100	0	0	0
71	81	ITALCONSULT SPA, Rome, Italy†	E	124.2	96	26	0	5	8	6	0	55	0	0
72	86	PM GROUP, Dublin, Ireland†	EA	121.7	48	1	14	2	0	0	66	0	0	14
73	82	ACCIONA INFRASTRUCTURE, Alcobendas, Madrid, Spain†	EC	121.7	91	3	0	7	7	3	1	75	0	0
74	87	DPS GROUP, Cork, Ireland†	E	120.0	66	0	0	0	0	0	0	0	0	0
75	96	HOK, St. Louis, Mo., U.S.A.	AE	118.8	26	95	0	0	0	0	0	5	0	0
76	78	CDM SMITH, Boston, Mass., U.S.A.†	EC	118.2	15	0	0	0	22	14	0	38	25	0
77	89	EHAF CONSULTING ENGINEERS, Giza, Egypt	EA	115.5	78	100	0	0	0	0	0	0	0	0
78	83	BECA GROUP LTD., Auckland, New Zealand†	EA	112.2	30	28	15	5	9	0	14	26	0	0
79	79	AEGION CORP., St. Louis, Mo., U.S.A.†	EC	111.0	39	5	0	0	0	14	77	4	0	0
80	75	CTCI CORP., Taipei, Taiwan†	EC	108.6	66	0	0	11	0	0	87	0	1	0
81	91	SSH, Manama, Bahrain†	AE	108.3	95	89	0	0	0	0	1	10	0	0
82	84	MORRISON HERSHFIELD, Atlanta, Ga., U.S.A.†	EA	107.9	79	28	0	2	2	6	0	56	0	7
83	85	PROGER SPA, Rome, Italy†	EA	106.8	75	3	0	0	0	0	25	72	0	0
84	97	ATLAS GROUP, Katy, Texas, U.S.A.†	AE	101.3	100	100	0	0	0	0	0	0	0	0
85	88	CHINA TIANCHEN ENGINEERING CORP., Tianjin, China	E	101.9	67	2	15	39	0	2	25	0	18	0
86	104	CHINA RAILWAY DESIGN CORP., Tianjin, China†	AE	97.1	10	0	0	0	0	0	0	100	0	0
87	92	BILFINGER TEBODIN, The Hague, Zuid-Holland, The Netherlands	E	93.0	49	8	13	5	1	1	72	0	0	0
88	70	KEPCO ENG'G & CONSTR. CO. INC., Gimcheon-si, Gyeongsangbuk-do, S. Korea	AE	89.8	23	0	0	100	0	0	0	0	0	0
89	**	ACS, ACTIVIDADES DE CONSTRUCCION Y SERVICIOS SA, Madrid, Spain†	EC	89.0	100	55	0	0	1	1	2	36	0	0
90	94	EGC ENGINEERING CONSULTANTS GROUP, Nasr City, Egypt	EA	86.9	77	79	0	2	5	0	2	11	0	0
91	93	NKY ARCHITECTS AND ENGINEERS, Ankara, Cankaya, Turkey	AE	85.1	87	96	0	0	0	0	0	4	0	0
92	105	CONSOLIDATED CONTRACTORS GROUP, Athens, Attica, Greece†	C	83.3	100	15	0	7	0	0	24	54	0	0
93	80	DOHWA ENGINEERING CO. LTD., Seoul, S. Korea	E	78.2	22	1	1	53	4	2	2	34	0	0
94	77	CHINA RAILWAY GROUP LTD., Beijing, China†	EC	77.6	4	3	0	0	0	0	0	97	0	0
95	101	SETEC, Paris, France†	E	77.1	21	11	4	17	0	0	0	66	0	0
96	100	NORR, Chicago, Ill., U.S.A.†	AE	73.2	59	90	0	0	0	0	0	10	0	0
97	90	KEO INTERNATIONAL CONSULTANTS, Kuwait City, Kuwait	AEP	70.2	93	80	0	0	1	11	0	9	0	0
98	128	SK E&C, Seoul, S. Korea†	EC	64.3	44	0	16	6	0	0	78	0	0	0
99	107	WATG, Irvine, Calif., U.S.A.†	A	64.0	77	100	0	0	0	0	0	0	0	0
100	136	CHINA RAILWAY CONSTRUCTION CORP. LTD., Beijing, China†	EC	63.0	2	0	0	0	1	0	0	97	0	0
101	109	PERKINS EASTMAN, New York, N.Y., U.S.A.†	A	62.8	24	100	0	0	0	0	0	0	0	0
102	121	SARGENT & LUNDY, Chicago, Ill., U.S.A.†	E	62.3	15	0	0	100	0	0	0	0	0	0

#7

WORLEY completed its \$3.2-billion acquisition of Jacobs' Energy, Chemicals and Resources division on April 29.

RANK 2019	RANK 2018	FIRM	FIRM TYPE	2018 INT'L REVENUE		GENERAL BUILDING	MANUFACTURING	POWER	WATER SUPPLY	SEWER / WASTE	INDUS. / PETROLEUM	TRANSPORTATION	HAZARDOUS WASTE	TELECOM
				IN \$ MIL	% OF TOTAL REV.									
103	124	CHANGJIANG INST. OF SURVEY PLANNING DESIGN, Wuhan, Hubei, China†	EC	60.6	14	0	0	81	16	0	0	3	0	0
104	123	CHINA ALUMINUM INTERNATIONAL ENG'G CORP. LTD., Beijing, China†	EC	60.6	15	0	0	0	0	0	0	0	0	0
105	162	JENSEN HUGHES, Baltimore, Md., U.S.A.	E	60.0	28	24	25	18	2	2	0	7	18	5
106	153	BURNS & MCDONNELL, Kansas City, Mo., U.S.A.†	EAC	59.9	4	7	0	50	0	0	0	0	0	43
107	110	STUDI INTERNATIONAL, Tunis, Tunisia†	E	57.6	92	8	2	6	17	9	0	45	0	6
108	115	CHINA INTERNATIONAL WATER & ELECTRIC CORP. (CWE), Beijing, China	EC	57.3	100	0	0	84	2	0	0	14	0	0
109	127	PAGE SOUTHERLAND PAGE INC. (PAGE), Washington, D.C., U.S.A.†	AE	56.0	39	82	7	0	0	0	2	2	0	7
110	102	JGC CORP., Yokohama, Kanagawa, Japan†	EC	55.0	45	2	0	35	0	0	64	0	0	0
111	120	SHAKER GROUP, Dubai, U.A.E.†	E	54.7	96	42	14	21	7	7	5	0	0	5
112	108	ARCPLUS GROUP PLC, Shanghai, China†	AE	53.2	8	100	0	0	0	0	0	0	0	0
113	116	GANNETT FLEMING, Camp Hill, Pa., U.S.A.	EA	52.0	11	0	0	0	0	0	0	100	0	0
114	118	THORNTON TOMASETTI INC., New York, N.Y., U.S.A.	EA	51.6	19	94	0	1	0	0	3	2	0	0
115	106	ENERGOPROJEKT HOLDING PLC, Belgrade, Serbia†	E	50.4	72	0	0	92	8	0	0	0	0	0
116	103	EMPRESARIOS AGRUPADOS, Madrid, Spain†	EA	49.3	55	0	0	76	0	0	0	0	0	5
117	114	POPULOUS, Kansas City, Mo., U.S.A.	A	49.3	24	100	0	0	0	0	0	0	0	0
118	133	SAMOO ARCHITECTS & ENGINEERS, Seoul, S. Korea	AE	46.3	22	16	84	0	0	0	0	0	0	0
119	190	SALFO AND ASSOCIATES SA, Athens, Greece†	EA	45.7	95	5	0	0	0	0	1	14	0	0
120	113	H.P. GAUFF INGENIEURE GMBH & CO. KG-JBG, Frankfurt, Hessen, Germany†	E	45.4	62	1	0	0	26	9	0	53	0	11
121	125	HKS, Dallas, Texas, U.S.A.	A	45.0	11	100	0	0	0	0	0	0	0	0
122	122	DEWAN ARCHITECTS + ENGINEERS, Dubai, U.A.E.†	AE	44.0	81	100	0	0	0	0	0	0	0	0
123	**	LEA GROUP OF COS., Markham, Ontario, Canada†	E	43.3	68	0	0	0	4	0	0	80	0	0
124	131	GEOSYNTEC CONSULTANTS, Atlanta, Ga., U.S.A.†	E	42.2	13	0	0	11	3	0	12	0	74	0
125	135	CHODAI GROUP, Tokyo, Japan†	E	42.1	16	3	0	5	0	3	0	84	0	0
126	117	PADECO CO. LTD., Tokyo, Japan†	EA	41.3	100	0	0	0	0	0	0	47	0	1
127	130	TATA CONSULTING ENGINEERS LTD., Mumbai, Maharashtra, India†	E	39.6	40	0	0	0	0	0	0	0	0	0
128	149	INGENIERIA Y ECONOMÍA DEL TRANSPORTE (INECO), Madrid, Spain	E	39.3	17	0	0	0	0	0	0	100	0	0
129	132	ARCHITECTURE & PLANNING GROUP, Abu Dhabi, U.A.E.	AE	39.1	72	100	0	0	0	0	0	0	0	0
130	141	STANLEY CONSULTANTS INC., Muscatine, Iowa, U.S.A.†	EA	38.4	20	41	0	22	0	3	0	31	0	0
131	**	SHANDONG KERUI PETROLEUM EQUIP. CO., Dongying City, Shandong, China	EC	38.3	72	0	0	0	0	0	100	0	0	0
132	210	PACIFIC CONSULTANTS CO. LTD., Tokyo, Japan	E	38.0	8	5	0	0	8	66	0	0	0	0
133	**	INTEGRAL GROUP, Oakland, Calif., U.S.A.	E	34.6	49	87	3	0	0	0	1	3	0	1
134	147	ADRIAN SMITH + GORDON GILL ARCHITECTURE, Chicago, Ill., U.S.A.	A	33.7	89	100	0	0	0	0	0	0	0	0
135	146	YACHIYO ENGINEERING CO. LTD., Tokyo, Japan	E	32.9	17	7	0	19	20	38	0	10	0	3
136	**	IRD ENGINEERING SRL, Rome, Italy†	E	32.8	99	3	0	0	2	2	0	87	0	0
137	139	GEODATA ENGINEERING SPA, Torino, Italy†	E	32.6	91	0	0	33	11	0	0	56	0	0
138	129	PCG PROFABRIL CONSULPLANO GLOBAL SA, Lisbon, Portugal†	E	32.4	80	29	0	0	3	1	33	33	0	0
139	143	SU-YAPI ENGINEERING AND CONSULTING INC., Ankara, Cankaya, Turkey	EC	32.3	77	0	0	0	19	1	79	2	0	0
140	134	IPS-INTEGRATED PROJECT SERVICES LLC, Blue Bell, Pa., U.S.A.†	EA	31.5	23	0	0	0	0	0	100	0	0	0
141	155	NET ENGINEERING INTERNATIONAL SPA, Rubano (PD), Italy†	EA	30.7	65	0	0	0	0	0	0	100	0	0
142	152	NBBJ, Seattle, Wash., U.S.A.	A	29.9	16	100	0	0	0	0	0	0	0	0
143	126	HOCHTIEF AKTIENGESELLSCHAFT, Essen, NRW, Germany†	EC	29.0	33	45	0	0	3	3	7	41	0	0
144	145	RCM TECHNOLOGIES INC., Pennsauken, N.J., U.S.A.†	EA	28.7	33	0	0	100	0	0	0	0	0	0
145	**	ENG'G FOR THE PETROLEUM & PROCESS INDUSTRIES (ENPPI), Cairo, Egypt†	EC	28.3	12	0	0	0	0	0	100	0	0	0
146	144	KUNHWA ENGINEERING & CONSULTING CO. LTD., Seoul, S. Korea	E	28.2	17	0	0	11	14	10	0	43	0	0
147	171	ITALFERR SPA, Rome, Italy†	E	27.6	12	0	0	0	0	0	0	100	0	0
148	**	PRIMORIS SERVICES CORP., Dallas, Texas, U.S.A.†	EC	26.0	30	0	0	0	0	0	100	0	0	0
149	216	VEPICA GRUPO INTERNACIONAL, Barcelona, Catalonia, Spain†	EC	25.3	100	0	0	11	0	0	89	0	0	0
150	137	GHAFFARI ASSOCIATES LLC, Dearborn, Mich., U.S.A.	EA	25.1	19	1	22	0	0	0	0	78	0	0
151	165	CCDI, Shanghai, China	AE	23.5	6	0	0	0	0	0	0	0	0	0
152	169	GP STRATEGIES, Columbia, Md., U.S.A.†	E	23.0	49	0	80	0	0	0	0	0	0	0
153	166	ARABTECH JARDANEH, Amman, Jordan†	EA	22.9	75	72	0	0	0	15	1	12	0	0

RANK 2019	RANK 2018	FIRM	FIRM TYPE	2018 INT'L REVENUE		GENERAL BUILDING	MANUFACTURING	POWER	WATER SUPPLY	SEWER / WASTE	INDUS. / PETROLEUM	TRANSPORTATION	HAZARDOUS WASTE	TELECOM
				IN \$ MIL	% OF TOTAL REV.									
154	156	CES CONSULTING ENGRS. SALZGITTER GMBH , Braunschweig, Germany†	E	22.7	100	14	0	0	55	30	0	1	0	0
155	161	AMG AL AMAR CONSULTING GROUP SA , Cairo, Egypt†	EC	22.4	69	78	5	3	5	5	0	2	0	1
156	**	CHINA TRIUMPH INTERNATIONAL ENGINEERING CO. LTD. , Shanghai, China†	AE	22.3	32	0	0	51	0	0	49	0	0	0
157	197	GOETTSCHE PARTNERS , Chicago, Ill., U.S.A.	A	22.2	69	100	0	0	0	0	0	0	0	0
158	150	YOOSHIN ENGINEERING CORP. , Seoul, S. Korea	E	22.0	14	0	0	9	16	4	0	68	0	0
159	168	CONSOLIDATED CONSULTANTS GROUP , Amman, Jordan	AE	21.6	80	51	0	0	7	3	0	22	0	0
160	195	AAW CONSULTING ENGINEERS , Giza, Egypt†	E	21.6	78	8	0	8	32	39	0	10	2	0
161	159	KAJIMA CORP. , Tokyo, Japan†	AEC	21.5	9	3	29	3	0	0	51	1	0	0
162	140	DAY & ZIMMERMANN , Philadelphia, Pa., U.S.A.†	EC	21.1	31	100	0	0	0	0	0	0	0	0
163	**	HALEY & ALDRICH INC. , Burlington, Mass., U.S.A.†	A	20.7	12	1	0	0	0	0	0	2	97	0
164	194	ENNEAD ARCHITECTS LLC , New York, N.Y., U.S.A.	A	20.7	36	100	0	0	0	0	0	0	0	0
165	205	POND , Peachtree Corners, Ga., U.S.A.	AEP	20.5	13	0	0	0	0	0	100	0	0	0
166	188	KIEWIT CORP. , Omaha, Neb., U.S.A.†	EC	20.2	4	0	0	50	0	0	11	39	0	0
167	167	3TI PROGETTI , Rome, Italy†	EA	20.1	76	25	0	0	2	0	0	73	0	0
168	172	JAN DE NUL GROUP (SOFIDRA SA) , Capellen, Luxembourg†	EC	20.0	100	5	0	0	0	5	25	15	0	0
169	**	ZUHAI FAYEZ PARTNERSHIP CONSULTANTS , Riyadh, Saudi Arabia	AE	19.8	16	100	0	0	0	0	0	0	0	0
170	185	DBA GROUP SPA , Viollorba (TV), Italy†	EA	19.0	31	16	0	0	0	0	42	35	0	1
171	175	SETS , Beirut, Lebanon†	E	18.6	96	6	0	2	4	0	0	85	0	3
172	160	SHENYANG YUANDA ALUMINUM INDUS. ENG'G , Shenyang, Liaoning, China†	EC	18.3	73	100	0	0	0	0	0	0	0	0
173	202	CHINA METALLURGICAL GROUP CORP. , Beijing, China†	EA	18.2	2	0	0	0	0	0	79	0	0	0
174	163	KLEINFELDER , San Diego, Calif., U.S.A.†	EA	18.1	7	0	1	5	8	0	73	1	4	0
175	157	MOFFATT & NICHOL , Long Beach, Calif., U.S.A.†	E	18.0	11	0	0	0	0	0	0	100	0	0
176	198	SABBOUR CONSULTING , Cairo, Egypt	E	18.0	23	61	6	0	6	0	0	0	0	0
177	183	PYUNGHWA ENGINEERING CONSULTANTS LTD. , Jeollanam-do, S. Korea	E	17.9	22	0	0	2	3	2	0	93	0	0
178	164	WONG TUNG & PARTNERS LTD. , Hong Kong, China†	A	17.9	37	100	0	0	0	0	0	0	0	0
179	204	SSOE GROUP , Toledo, Ohio, U.S.A.†	EA	17.4	12	11	72	0	0	0	17	0	0	0
180	187	STUDIOS ARCHITECTURE , Washington, D.C., U.S.A.	A	17.3	20	100	0	0	0	0	0	0	0	0
181	184	NIHON SUIDO CONSULTANTS CO. LTD. , Tokyo, Japan	E	17.1	10	0	0	0	43	57	0	0	0	0
182	212	TRC , Lowell, Mass., U.S.A.	E	16.7	2	0	0	27	0	0	3	53	17	0
183	151	EURO CONSULT FOR ENGINEERING CONSULTANCY , Istanbul, Turkey†	E	16.5	97	0	0	0	0	0	0	100	0	0
184	192	KOREA ENGINEERING CONSULTANTS CORP. , Seoul, S. Korea	E	15.9	8	0	0	4	43	28	1	25	0	0
185	181	SHELADIA ASSOCIATES INC. , Rockville, Md., U.S.A.	AE	15.5	69	9	0	0	8	0	0	83	0	0
186	179	ARQUITECTONICA , Miami, Fla., U.S.A.	A	15.4	27	100	0	0	0	0	0	0	0	0
187	203	NV5 GLOBAL INC. , Hollywood, Fla., U.S.A.†	E	14.8	3	86	0	0	0	0	0	14	0	0
188	213	DISTANCE STUDIO CONSULTANTS , Giza, Egypt†	E	14.7	90	100	0	0	0	0	0	0	0	0
189	193	CHA CONSULTING INC. , Albany, N.Y., U.S.A.†	EA	14.0	5	74	2	24	0	0	0	0	0	0
190	189	STV GROUP INC. , New York, N.Y., U.S.A.†	EA	13.8	3	0	0	0	0	0	0	100	0	0
191	**	POWER GEN. ENG'G & SERVICES CO. (PGESCO) , New Cairo, Cairo, Egypt	AE	13.7	90	0	0	100	0	0	0	0	0	0
192	**	CORGAN , Dallas, Texas, U.S.A.	A	13.5	7	1	0	0	0	0	0	37	0	63
193	200	DAR AL OMRAN , Amman, Jordan†	AE	13.4	53	93	0	0	0	0	0	7	0	0
194	176	CANNONDESIGN , New York, N.Y., U.S.A.	AE	13.1	6	100	0	0	0	0	0	0	0	0
195	**	ME ENGINEERS , Golden, Colo., U.S.A.†	E	13.1	23	100	0	0	0	0	0	0	0	0
196	**	SB ARCHITECTS , San Francisco, Calif., U.S.A.	A	13.1	50	100	0	0	0	0	0	0	0	0
197	215	ROBERT A.M. STERN ARCHITECTS , New York, N.Y., U.S.A.	A	12.9	19	100	0	0	0	0	0	0	0	0
198	186	POWER ENGINEERS INC. , Hailey, Idaho, U.S.A.	E	12.9	3	0	0	99	0	0	1	0	0	0
199	211	SASAKI , Watertown, Mass., U.S.A.	AE	12.8	21	93	0	0	0	0	0	7	0	0
200	**	DEWBERRY , Fairfax, Va., U.S.A.†	EA	12.0	3	16	0	0	84	0	0	0	0	0
201	219	LANGAN , Parsippany, N.J., U.S.A.†	E	11.5	4	87	0	0	0	0	0	13	0	0
202	**	TACA INSAAT VE TICARET AS , Istanbul, Turkey†	AE	11.5	92	100	0	0	0	0	0	0	0	0
203	207	YUKSEL PROJE ULUSLARARASI AS , Ankara, Turkey†	E	11.5	20	0	0	0	0	0	0	96	0	0
204	218	ENGICON , Amman, Jordan	E	11.4	60	18	0	0	27	25	0	24	0	0

#20

AF POYRY is the result of a merger between Finland's Poyry (ranked No. 37 last year) and Sweden's AF Group (No. 40 last year).

RANK 2019	RANK 2018	FIRM	FIRM TYPE	2018 INT'L REVENUE		GENERAL BUILDING	MANUFACTURING	POWER	WATER SUPPLY	SEWER / WASTE	INDUS. / PETROLEUM	TRANSPORTATION	HAZARDOUS WASTE	TELECOM	
				IN \$ MIL.	% OF TOTAL REV.										
205	**	ENERCON SERVICES INC. , Kennesaw, Ga., U.S.A.†	EA	11.3	5	0	0	100	0	0	0	0	0	0	0
206	180	TRANSCORE , Nashville, Tenn., U.S.A.	EC	11.2	6	0	0	0	0	0	0	100	0	0	0
207	199	TATA PROJECTS LTD. , Secunderabad, Telangana, India†	EC	11.1	59	8	0	2	0	0	89	0	0	0	0
208	224	BARR ENGINEERING CO. , Minneapolis, Minn., U.S.A.†	E	11.0	7	0	0	7	2	0	81	11	0	0	0
209	173	REBEL DESIGN+GROUP , Marina Del Rey, Calif., U.S.A.	A	10.6	37	100	0	0	0	0	0	0	0	0	0
210	**	STUDIO ING. G. PIETRANGELI SRL , Rome, Italy	E	10.5	99	0	0	42	58	0	0	0	0	0	0
211	**	CRB , Kansas City, Mo., U.S.A.	EC	10.4	7	0	0	0	0	0	100	0	0	0	0
212	**	SMITHGROUP , Detroit, Mich., U.S.A.	AE	10.4	4	100	0	0	0	0	0	0	0	0	0
213	**	WALDEMAR S. NELSON AND CO. INC. , New Orleans, La., U.S.A.	EA	10.3	24	0	0	5	0	0	12	0	0	0	0
214	**	SPEA ENGINEERING SPA , Rome, Italy†	E	10.0	11	0	0	0	0	0	0	100	0	0	0
215	**	PEDDLE THORP & WALKER PTY. LTD. , Sydney, NSW, Australia†	A	10.0	38	100	0	0	0	0	0	0	0	0	0
216	217	NICHOLAS O'DWYER LTD. , Dublin, Ireland†	E	10.0	43	2	0	0	33	20	0	45	0	0	0
217	**	TEMELSU INTERNATIONAL ENGINEERING SERVICES INC. , Ankara, Turkey	E	9.7	69	0	0	2	17	4	0	27	0	0	0
218	220	MG2 , Seattle, Wash., U.S.A.	A	9.5	16	100	0	0	0	0	0	0	0	0	0
219	222	TEKFEN ENGINEERING INC. CO. , Istanbul, Turkey	E	9.5	40	4	0	1	0	0	48	45	0	0	0
220	225	DLZ CORP. , Columbus, Ohio, U.S.A.†	EA	9.2	7	0	0	100	0	0	0	0	0	0	0
221	**	KCCT , Washington, D.C., U.S.A.	A	9.1	66	100	0	0	0	0	0	0	0	0	0
222	**	THE MILLER HULL PARTNERSHIP LLP , Seattle, Wash., U.S.A.	A	9.0	27	97	0	0	0	3	0	0	0	0	0
223	**	LEIDOS , Reston, Va., U.S.A.	E	8.4	1	0	58	42	0	0	0	0	0	0	0
224	**	STEELMAN PARTNERS , Las Vegas, Nev., U.S.A.†	A	8.4	24	100	0	0	0	0	0	0	0	0	0
225	**	SIMPSON GUMPERTZ & HEGER , Waltham, Mass., U.S.A.	E	8.2	6	30	0	32	4	0	22	12	0	0	0

ENR Videos
WATCH ANYTIME, ANYWHERE.

ENR.COM/VIDEOS

RANK 2019	RANK 2018	FIRM	FIRM TYPE	2018 REVENUE		GENERAL BUILDING	MANUFACTURING	POWER	WATER SUPPLY	SEWER / WASTE	INDUS. / PETROLEUM	TRANSPORTATION	HAZARDOUS WASTE	TELECOM
				TOTAL \$ MIL.	INT'L \$ MIL.									
1	1	JACOBS, Dallas, Texas, U.S.A.†	EAC	10,859.5	4,243.8	11	3	1	6	6	35	24	13	2
2	2	POWER CONSTRUCTION CORP. OF CHINA, Beijing, China†	EA	8,825.4	1,254.3	10	0	70	10	2	0	6	0	0
3	3	AECOM, Los Angeles, Calif., U.S.A.	EAC	7,930.8	3,592.7	22	0	5	10	4	2	39	16	0
4	**	WOOD, Aberdeen, Scotland, U.K.†	EC	7,275.0	5,991.0	1	6	3	2	1	79	3	4	0
5	4	CHINA ENERGY ENGINEERING CORP. LTD., Beijing, China†	EC	6,728.2	1,207.4	3	0	95	0	1	0	0	0	0
6	6	WSP, Montreal, Quebec, Canada†	E	5,165.2	4,322.1	24	1	8	4	1	4	53	3	1
7	5	CHINA COMMUNICATIONS CONSTRUCTION GROUP LTD., Beijing, China†	EC	4,826.4	516.4	0	0	0	0	0	0	100	0	0
8	8	ARCADIS NV, Amsterdam, The Netherlands†	E	3,841.0	3,459.0	41	12	3	8	1	2	10	13	0
9	7	SNC-LAVALIN INC., Montreal, Quebec, Canada†	EC	3,799.4	3,267.3	17	0	8	5	0	11	40	8	1
10	10	STANTEC INC., Edmonton, Alberta, Canada†	EAL	3,157.3	2,244.1	23	1	7	11	14	11	25	1	0
11	9	FLUOR CORP., Irving, Texas, U.S.A.†	EC	3,112.4	2,136.9	0	1	1	0	0	84	2	12	0
12	13	KBR INC., Houston, Texas, U.S.A.†	EC	3,095.0	1,833.0	0	3	4	3	4	69	8	1	3
13	11	TETRA TECH INC., Pasadena, Calif., U.S.A.	E	2,890.0	787.0	8	1	8	42	11	5	6	18	0
14	14	WORLEYPARSONS LTD. (TRADING AS WORLEY), North Sydney, NSW, Australia	EC	2,581.2	2,256.2	3	0	11	1	0	77	2	2	0
15	12	CHINA RAILWAY CONSTRUCTION CORP. LTD., Beijing, China†	EC	2,525.0	63.0	29	0	0	5	0	0	62	0	0
16	25	AF POYRY, Stockholm, Sweden†	A	2,307.0	1,027.0	13	14	21	1	1	21	20	0	7
17	18	HDR, Omaha, Neb., U.S.A.†	EA	2,192.0	195.0	20	0	9	9	10	2	48	1	1
18	15	DAR GROUP, Dubai, U.A.E.†	EA	2,153.6	2,153.6	53	0	2	2	3	3	36	0	1
19	19	SWECO, Stockholm, Sweden	AE	2,153.0	1,365.0	40	1	9	4	4	8	31	0	0
20	16	CHINA RAILWAY GROUP LTD., Beijing, China†	EC	2,136.1	77.6	11	0	0	0	0	0	61	0	0
21	17	MOTT MACDONALD, Croydon, Surrey, U.K.†	E	2,086.3	1,223.2	15	0	10	8	10	10	42	0	0
22	21	ARUP, London, U.K.†	E	1,994.1	1,368.8	34	2	6	3	2	3	46	1	3
23	23	RAMBOLL GROUP A/S, Copenhagen, Denmark†	EA	1,946.4	1,592.1	28	1	5	1	7	5	25	25	1
24	26	BURNS & MCDONNELL, Kansas City, Mo., U.S.A.†	EAC	1,677.4	59.9	8	2	51	4	4	16	8	4	3
25	28	PARSONS CORP., Centreville, Va., U.S.A.	EC	1,550.4	380.6	9	0	0	3	1	2	68	17	1
26	29	GHD, Sydney, NSW, Australia†	EA/ENV	1,537.3	870.5	18	0	4	19	9	8	20	21	0
27	27	BLACK & VEATCH, Overland Park, Kan., U.S.A.†	EC	1,517.9	433.2	5	0	46	15	14	6	0	1	13
28	24	TECNICAS REUNIDAS, Madrid, Spain†	EC	1,456.2	1,350.7	0	0	7	1	0	89	1	0	0
29	31	CHINA STATE CONSTRUCTION ENGINEERING CORP. LTD., Beijing, China†	AE	1,424.4	7.4	83	0	1	1	3	1	5	0	0
30	32	GENSLER, San Francisco, Calif., U.S.A.	A	1,354.0	225.7	93	0	0	0	0	0	5	0	2
31	30	INTERTEK-PSI, Arlington Heights, Ill., U.S.A.†	E	1,345.7	651.6	19	4	14	0	1	54	5	2	1
32	22	FUGRO NV, Leidschendam, The Netherlands	GE	1,337.0	1,191.0	13	0	14	3	0	58	4	0	3
33	33	EGIS, Saint-Quentin-en-Yvelines, France†	E	1,334.9	840.6	20	0	3	4	2	0	71	0	0
34	34	HNTB COS., Kansas City, Mo., U.S.A.	EA	1,295.7	01.0	2	0	0	1	1	0	96	0	0
35	35	BECHTEL, Reston, Va., U.S.A.†	EC	1,059.0	345.0	0	0	15	0	0	43	8	28	6
36	41	HATCH LTD., Mississauga, Ontario, Canada†	EC	1,053.0	544.0	0	0	8	4	0	54	22	0	0
37	37	SURBANA JURONG PRIVATE LTD., Singapore†	EA	1,043.0	706.0	51	0	10	4	0	1	33	1	0
38	57	CHINA RAILWAY DESIGN CORP., Tianjin, China†	AE	983.5	97.1	0	0	0	0	0	0	100	0	0
39	38	GOLDER ASSOCIATES CORP., Palm Beach, Fla., U.S.A.†	EC	981.4	734.1	8	7	10	6	8	29	15	16	0
40	48	LARSEN & TOUBRO LTD., Chennai, Tamil Nadu, India†	EC	970.9	696.7	4	56	3	3	1	25	5	0	3
41	40	TRC, Lowell, Mass., U.S.A.	E	966.8	16.7	5	0	32	0	0	23	16	22	0
42	36	COWI A/S, Kongens Lyngby, Denmark†	E	951.4	658.2	24	0	0	5	11	0	56	0	0
43	46	SINOPEC ENGINEERING (GROUP) CO. LTD., Beijing, China†	EC	926.3	126.4	0	0	0	0	0	100	0	0	0
44	43	KIMLEY-HORN, Raleigh, N.C., U.S.A.	E	916.6	3.4	42	0	2	7	5	0	41	0	3
45	47	TECHNIPFMC, London, U.K.†	EC	909.3	857.3	0	0	0	0	0	100	0	0	0
46	42	JSTI GROUP, Nanjing, Jiangsu, China†	E	896.8	303.9	0	0	0	3	0	0	77	0	0
47	64	MAIRE TECNIMONT, Milan, Italy†	EC	882.4	831.2	0	0	1	0	0	98	1	0	0
48	39	CARDNO LTD., Fortitude Valley, Queensland, Australia†	E	866.0	586.8	0	0	0	0	0	0	0	0	0
49	44	NIPPON KOEI GROUP, Tokyo, Japan†	EA	838.8	397.2	13	0	4	9	7	0	27	0	2
50	59	CHINA PETROLEUM ENGINEERING CO. LTD., Beijing, China†	EC	830.4	220.3	0	0	0	0	0	100	0	0	0

#4

WOOD is doing front-end engineering and project management on a \$20-billion integrated crude-oil-to-chemicals complex in Saudi Arabia.

RANK 2019	RANK 2018	FIRM	FIRM TYPE	2018 REVENUE		GENERAL BUILDING	MANUFACTURING	POWER	WATER SUPPLY	SEWER / WASTE	INDUS. / PETROLEUM	TRANSPORTATION	HAZARDOUS WASTE	TELECOM
				TOTAL \$ MIL.	INT'L \$ MIL.									
51	45	AURECON, Melbourne, Victoria, Australia†	E	810.7	378.8	29	3	6	4	0	0	36	0	5
52	62	LEIDOS, Reston, Va., U.S.A.	E	800.2	8.4	0	3	27	0	0	0	0	67	0
53	54	TRACTEBEL, Brussels, Belgium†	E	781.5	492.2	4	0	82	0	0	0	5	5	0
54	53	CDM SMITH, Boston, Mass., U.S.A.†	EC	774.1	118.2	0	0	0	31	28	0	24	17	0
55	66	CHINA METALLURGICAL GROUP CORP., Beijing, China†	EA	758.6	18.2	25	0	2	0	1	50	11	4	0
56	58	TERRACON CONSULTANTS INC., Olathe, Kan., U.S.A.†	E	757.9	1.3	38	2	10	2	2	9	17	16	4
57	50	SYSTRA, Paris, France†	E	730.8	515.4	0	0	0	0	0	0	100	0	0
58	55	ROYAL HASKONINGDHV, Amersfoort, The Netherlands†	E	725.1	356.8	26	1	4	15	7	1	42	0	3
59	56	CHINA NATIONAL MACHINERY INDUSTRY CORP., Beijing, China†	EC	688.7	227.5	33	19	22	9	0	8	7	0	0
60	63	ARCPLUS GROUP PLC, Shanghai, China†	AE	650.8	53.2	100	0	0	0	0	0	0	0	0
61	**	CHINA DESIGN GROUP CO. LTD., Nanjing, Jiangsu, China†	O	617.4	0.0	28	0	0	3	4	0	2	49	0
62	82	S&B ENGINEERS AND CONSTRUCTORS LTD., Houston, Texas, U.S.A.†	EC	606.3	0.0	0	0	0	0	0	97	2	0	0
63	69	ARTELIA, Choisy le Roi, France†	E	584.8	160.7	39	1	6	9	4	16	22	2	0
64	70	TONGJI ARCHITECTURAL DESIGN (GROUP) CO. LTD., Shanghai, China†	A	577.5	0.9	71	0	0	1	4	2	21	0	0
65	72	BEIJING URBAN CONSTRUCTION GROUP CO. LTD., Beijing, China†	EC	559.0	3.8	9	0	0	0	0	0	89	0	0
66	68	EXP, Chicago, Ill., U.S.A.	EA	551.5	305.2	41	0	2	3	4	10	15	0	7
67	67	MICHAEL BAKER INTERNATIONAL, Pittsburgh, Pa., U.S.A.†	EA	534.5	7.3	19	0	0	19	0	3	55	3	1
68	71	KIEWIT CORP., Omaha, Neb., U.S.A.†	EC	523.1	20.2	0	0	79	1	0	12	7	0	0
69	76	STV GROUP INC., New York, N.Y., U.S.A.†	EA	518.5	13.8	15	0	0	0	0	0	85	0	0
70	87	NV5 GLOBAL INC., Hollywood, Fla., U.S.A.†	E	500.5	14.8	28	0	24	3	1	14	25	5	1
71	77	PACIFIC CONSULTANTS CO. LTD., Tokyo, Japan	E	485.0	38.0	4	0	0	13	13	1	42	0	0
72	80	GANNETT FLEMING, Camp Hill, Pa., U.S.A.	EA	482.8	52.0	3	0	9	13	8	3	61	3	0
73	78	ORIENTAL CONSULTANTS GLOBAL, Tokyo, Japan†	E	468.5	173.7	6	0	0	6	3	0	65	0	0
74	73	POWER ENGINEERS INC., Hailey, Idaho, U.S.A.	E	466.1	12.9	0	0	93	0	0	7	0	0	0
75	74	HOK, St. Louis, Mo., U.S.A.	AE	465.0	118.8	88	0	0	0	0	0	12	0	0
76	83	DEWBERRY, Fairfax, Va., U.S.A.†	EA	462.6	12.0	33	0	4	16	9	0	34	1	3
77	**	CHINA UNITED ENGINEERING CORP. LTD., Hangzhou, Zhejiang, China†	EA	440.5	1.4	58	22	7	0	0	4	7	0	0
78	84	CHANGJIANG INST. OF SURVEY PLANNING DESIGN, Wuhan, Hubei, China†	EC	427.4	60.6	2	0	38	52	1	0	5	0	2
79	79	SARGENT & LUNDY, Chicago, Ill., U.S.A.†	E	427.0	62.3	0	0	100	0	0	0	0	0	0
80	99	CHINA ALUMINUM INTERNATIONAL ENGINEERING CORP., Beijing, China†	EC	403.7	60.6	0	0	0	0	0	0	0	0	0
81	86	BROWN AND CALDWELL, Walnut Creek, Calif., U.S.A.†	E	400.2	0.0	0	0	0	23	58	0	0	19	0
82	81	HKS, Dallas, Texas, U.S.A.	A	400.2	45.0	98	0	0	0	0	0	2	0	0
83	95	CCDI, Shanghai, China	AE	384.9	23.5	0	0	0	0	0	0	0	0	0
84	75	KEPCO ENG'G & CONSTR. CO. INC., Gimcheon-si, Gyeongsangbuk-do, S. Korea	AE	384.2	89.8	0	0	99	0	0	0	0	1	0
85	85	BECA GROUP LTD., Auckland, New Zealand†	EA	375.9	112.2	24	8	4	11	0	8	35	0	0
86	88	KHATIB & ALAMI, Beirut, Lebanon†	EA	366.6	351.4	52	0	6	14	7	3	14	0	0
87	94	SETEC, Paris, France†	E	366.5	77.1	18	7	13	0	1	0	53	0	0
88	93	SKIDMORE, OWINGS & MERRILL LLP (SOM), New York, N.Y., U.S.A.†	AE	365.9	160.6	86	0	0	0	0	0	14	0	0
89	92	ASSYSTEM, Courbevoie, France†	EA	363.0	148.0	8	2	73	0	0	11	5	0	0
90	89	IBI GROUP INC., Columbus, Ohio, U.S.A.†	A	352.0	246.0	70	9	0	1	1	0	14	0	0
91	90	DOHWA ENGINEERING CO. LTD., Seoul, S. Korea	E	349.8	78.2	2	1	21	19	15	4	24	0	0
92	91	SENER INGENIERÍA Y SISTEMAS SA, Las Arenas (Getxo), Bizcaia, Spain†	EC	325.0	294.9	1	0	43	1	0	11	45	0	0
93	108	SAMSUNG ENGINEERING CO. LTD., Seoul, S. Korea†	EC	318.6	196.8	0	22	0	3	18	57	0	0	0
94	100	GEOSYNTEC CONSULTANTS, Atlanta, Ga., U.S.A.†	E	318.5	42.2	0	0	12	5	19	7	2	53	0
95	116	CHINA CHENGDA ENGINEERING CO. LTD., Chengdu, Sichuan, China	EC	315.8	203.0	1	0	64	0	0	33	2	0	0
96	96	GULF INTERSTATE ENGINEERING CO., Houston, Texas, U.S.A.†	EC	301.9	4.0	0	0	0	0	0	100	0	0	0
97	107	CAROLLO ENGINEERS INC., Walnut Creek, Calif., U.S.A.	E	300.5	0.0	0	0	0	37	63	0	0	0	0
98	98	IDOM, Bilbao, Bizcaia, Spain†	EA	298.3	217.7	8	6	22	1	3	26	21	0	3
99	129	HARGROVE ENGINEERS + CONSTRUCTORS, Mobile, Ala., U.S.A.†	E	298.2	0.0	1	0	9	0	0	90	0	0	0
100	101	MEINHARDT GROUP INTERNATIONAL, Singapore†	E	293.3	265.8	51	4	1	3	7	2	29	0	2

RANK 2019	RANK 2018	FIRM	FIRM TYPE	2018 REVENUE		GENERAL BUILDING	MANUFACTURING	POWER	WATER SUPPLY	SEWER / WASTE	INDUS. / PETROLEUM	TRANSPORTATION	HAZARDOUS WASTE	TELECOM
				TOTAL \$ MIL.	INT'L \$ MIL.									
101	120	RS&H INC., Jacksonville, Fla., U.S.A.†	EA	291.1	0.0	7	7	0	0	0	0	86	0	0
102	103	ZACHRY GROUP, San Antonio, Texas, U.S.A.†	EC	290.4	1.6	0	0	51	0	0	39	1	0	0
103	105	JOHNSON, MIRMIRAN & THOMPSON INC., Hunt Valley, Md., U.S.A.†	EA	289.3	0.0	2	0	0	0	6	0	92	0	0
104	97	AEGION CORP., St. Louis, Mo., U.S.A.†	EC	286.0	111.0	2	0	0	1	17	77	2	0	0
105	102	CHA CONSULTING INC., Albany, N.Y., U.S.A.†	EA	282.6	14.0	34	22	10	2	5	3	21	3	0
106	114	FICHTNER GROUP, Stuttgart, Germany†	E	276.3	172.5	1	0	76	12	6	1	4	0	0
107	125	AYESA, Seville, Spain	E	272.5	199.0	5	1	4	21	5	11	46	0	4
108	115	SMITHGROUP, Detroit, Mich., U.S.A.	AE	272.2	10.4	97	0	0	0	0	0	3	0	0
109	106	WILLDAN, Anaheim, Calif., U.S.A.	E	272.0	0.0	39	0	31	0	0	0	14	0	9
110	122	HAZEN AND SAWYER, New York, N.Y., U.S.A.	E	270.1	3.1	0	0	0	30	70	0	0	0	0
111	111	THORNTON TOMASETTI INC., New York, N.Y., U.S.A.	EA	268.0	51.6	85	0	0	0	0	1	13	0	1
112	119	LANGAN, Parsippany, N.J., U.S.A.†	E	268.0	11.5	50	0	4	0	0	7	5	34	0
113	137	SHANGHAI URBAN CONSTRUCTION (GROUP) CORP., Shanghai, China†	AEC	266.6	0.0	0	0	0	0	0	0	100	0	0
114	121	CHODAI GROUP, Tokyo, Japan†	E	263.4	42.1	3	0	5	0	3	0	84	0	0
115	128	VHB, Watertown, Mass., U.S.A.†	E	262.4	0.0	28	0	8	0	2	0	56	1	1
116	134	DLR GROUP, Minneapolis, Minn., U.S.A.	AE	262.4	3.9	100	0	0	0	0	0	0	0	0
117	130	PERKINS EASTMAN, New York, N.Y., U.S.A.†	A	261.6	62.8	100	0	0	0	0	0	0	0	0
118	112	TPF SA, Brussels, Belgium†	E	261.3	237.8	33	1	0	12	4	1	43	0	0
119	127	KCI TECHNOLOGIES INC., Sparks, Md., U.S.A.†	EC	256.5	0.0	11	0	9	3	4	0	53	1	16
120	109	TÉCNICA Y PROYECTOS SA (TYPSA), Madrid, Spain†	EA	255.1	196.1	21	0	10	12	5	0	50	0	0
121	132	PM GROUP, Dublin, Ireland†	EA	254.9	121.7	1	11	1	0	0	77	0	0	9
122	104	GREENMAN-PEDERSEN INC., Babylon, N.Y., U.S.A.†	E	252.4	0.0	12	0	4	1	1	1	76	0	0
123	110	KLEINFELDER, San Diego, Calif., U.S.A.†	EA	251.9	18.1	11	1	15	10	17	20	23	2	1
124	135	RK&K, Baltimore, Md., U.S.A.	E	247.0	0.0	2	0	0	3	8	2	85	0	0
125	138	ENG'G FOR THE PETROLEUM & PROCESS INDUSTRIES (ENPPI), Cairo, Egypt†	EC	237.5	28.3	0	0	0	0	0	100	0	0	0
126	**	INGENIERÍA Y ECONOMÍA DEL TRANSPORTE (INECO), Madrid, Spain	E	235.2	39.3	0	0	0	0	0	0	100	0	0
127	136	AEDAS, Hong Kong, China	A	234.2	230.7	88	0	0	0	0	0	12	0	0
128	147	CANNONDESIGN, New York, N.Y., U.S.A.	AE	233.4	13.1	100	0	0	0	0	0	0	0	0
129	124	KAJIMA CORP., Tokyo, Japan†	AEC	230.0	21.5	0	3	0	0	0	5	0	0	0
130	**	ITALFERR SPA, Rome, Italy†	E	224.6	27.6	0	0	0	0	0	0	100	0	0
131	139	WOODARD & CURRAN, Portland, Maine, U.S.A.	ENV	224.3	0.0	2	1	0	21	44	7	1	24	0
132	**	NELSON, Minneapolis, Minn., U.S.A.	A	223.1	3.1	100	0	0	0	0	0	0	0	0
133	140	ECS, Chantilly, Va., U.S.A.†	E	220.9	3.4	23	8	5	3	9	2	15	11	18
134	131	THYSSENKRUPP INDUSTRIAL SOLUTIONS, Essen, N.R.W., Germany†	EC	220.7	207.7	0	0	0	0	0	70	0	0	0
135	123	ILF CONSULTING ENGINEERS, Rum/Innsbruck, Austria†	E	219.9	187.6	2	0	13	26	3	24	29	0	0
136	141	SAMOO ARCHITECTS & ENGINEERS, Seoul, S. Korea	AE	214.2	46.3	32	65	0	0	0	0	3	0	0
137	**	JENSEN HUGHES, Baltimore, Md., U.S.A.	E	212.0	60.0	24	25	18	2	2	0	7	18	5
138	**	EN ENGINEERING LLC, Warrenville, Ill., U.S.A.†	E	211.5	0.7	0	0	23	0	0	73	1	0	3
139	126	ENERCON SERVICES INC., Kennesaw, Ga., U.S.A.†	EA	211.1	11.3	0	0	84	0	0	0	0	2	0
140	**	DRA GLOBAL LTD., Perth, Australia†	EC	209.5	163.7	0	0	0	0	0	78	0	0	0
141	**	POPULOUS, Kansas City, Mo., U.S.A.	A	208.7	49.3	100	0	0	0	0	0	0	0	0
142	**	FOTH COS., De Pere, Wis., U.S.A.†	E	205.0	4.7	0	0	0	0	8	69	14	9	0
143	**	LEO A DALY, Omaha, Neb., U.S.A.†	AE	202.0	4.5	55	0	0	13	11	3	18	0	0
144	**	UNIVERSALPEGASUS INTERNATIONAL, Houston, Texas, U.S.A.	E	200.0	0.0	0	0	0	0	0	100	0	0	0
145	149	YACHIYO ENGINEERING CO. LTD., Tokyo, Japan	E	195.9	32.9	2	0	4	25	14	0	39	0	1
146	145	PENNONI, Philadelphia, Pa., U.S.A.†	E	191.9	0.2	35	0	4	2	4	5	35	6	4
147	**	GRESHAM SMITH, Nashville, Tenn., U.S.A.	AE	191.8	3.0	45	6	0	2	11	1	34	0	0
148	143	TRANSYSTEMS, Kansas City, Mo., U.S.A.	E	191.6	0.0	0	0	0	0	0	0	100	0	0
149	144	CORGAN, Dallas, Texas, U.S.A.	A	191.6	13.5	37	0	0	0	0	0	28	0	35
150	**	KPFF CONSULTING ENGINEERS, Seattle, Wash., U.S.A.	E	191.5	2.4	90	0	0	0	0	0	10	0	0

RANK 2019	RANK 2018	FIRM	2018 REVENUE \$ MIL.		2018 NEW CONTRACTS \$ MIL.	GENERAL BUILDING	MANUFACTURING	POWER	WATER SUPPLY	SEWER / WASTE	INDUS. / PETROLEUM	TRANSPORTATION	HAZARDOUS WASTE	TELECOM
			INT'L	TOTAL										
1	1	ACS, ACTIVIDADES DE CONSTRUCCION Y SERVICIOS SA, Madrid, Spain†	38,041.0	44,188.2	43,860.7	35	1	8	3	1	7	30	0	5
2	2	HOCHTIEF AKTIENGESSELLSCHAFT, Essen, NRW, Germany†	27,797.0	29,121.0	31,660.0	44	1	2	1	1	5	25	0	6
3	3	CHINA COMMUNICATIONS CONSTRUCTION GROUP LTD., Beijing, China†	22,727.4	83,278.3	35,968.3	7	10	0	2	0	0	80	0	0
4	4	VINCI, Rueil-Malmaison, Hauts-de-Seine, France†	22,207.0	52,139.0	24,049.6	6	0	19	2	0	6	41	1	12
5	5	STRABAG SE, Vienna, Austria†	15,779.0	18,689.0	15,852.0	35	0	0	3	2	7	52	0	0
6	7	BOUYGUES, Paris, France†	15,582.0	32,023.0	17,728.0	23	1	5	0	0	3	62	1	1
7	10	POWER CONSTRUCTION CORP. OF CHINA, Beijing, China†	13,775.4	52,982.8	32,993.1	9	0	65	5	1	0	18	0	0
8	9	SKANSKA AB, Stockholm, Sweden†	13,583.0	17,124.0	13,317.0	47	5	5	2	1	3	35	0	0
9	8	CHINA STATE CONSTRUCTION ENGINEERING CORP. LTD., Beijing, China†	12,812.5	170,435.3	23,114.0	55	0	1	2	1	0	39	0	0
10	11	FERROVIAL, Madrid, Spain†	11,892.0	15,288.0	17,684.4	20	0	10	5	10	0	50	0	0
11	6	TECHNIPFMC, London, U.K.†	11,149.9	11,643.6	10,386.6	0	0	0	0	0	100	0	0	0
12	13	FLUOR CORP., Irving, Texas, U.S.A.†	8,844.9	15,593.5	22,030.3	9	0	1	0	0	84	2	3	1
13	12	BECHTEL, Reston, Va., U.S.A.†	7,260.0	16,837.0	1,484.0	0	0	0	4	0	42	54	0	0
14	14	CHINA RAILWAY CONSTRUCTION CORP. LTD., Beijing, China†	6,695.0	111,656.0	19,775.0	22	0	2	4	0	1	68	0	0
15	16	HYUNDAI ENGINEERING & CONSTRUCTION CO. LTD., Seoul, South Korea	6,638.0	15,731.8	6,439.0	6	9	21	0	1	39	25	0	0
16	15	SALINI IMPREGILO SPA, Milan, Italy†	6,462.8	7,044.3	NA	11	0	0	21	4	0	60	0	0
17	18	CONSOLIDATED CONTRACTORS GROUP, Athens, Attica, Greece†	6,208.5	6,208.5	4,465.3	19	0	3	1	0	47	28	0	0
18	17	CHINA RAILWAY GROUP LTD., Beijing, China†	6,181.9	140,090.0	15,391.8	10	2	0	0	0	0	65	0	0
19	25	CHINA NATIONAL MACHINERY INDUSTRY CORP., Beijing, China†	5,449.3	7,186.8	5,131.5	8	1	52	9	1	13	7	0	0
20	24	ROYAL BAM GROUP NV, Bunnik, The Netherlands†	5,308.0	8,509.0	NA	59	0	0	0	0	0	41	0	0
21	20	PETROFAC LTD., Jersey, Channel Islands, U.K.†	5,234.0	5,234.0	4,646.0	0	0	0	0	0	100	0	0	0
22	19	TECNICAS REUNIDAS, Madrid, Spain†	5,053.0	5,180.1	9,250.0	0	0	13	0	0	87	0	0	0
23	21	CHINA ENERGY ENGINEERING CORP. LTD., Beijing, China†	5,020.0	26,868.7	21,476.6	8	0	66	10	8	3	2	0	0
24	38	GS ENGINEERING & CONSTRUCTION, Seoul, South Korea†	4,978.8	11,898.5	2,201.9	0	14	3	0	4	65	13	0	0
25	28	LARSEN & TOUBRO LTD., Chennai, Tamil Nadu, India†	4,875.4	17,630.9	5,864.6	6	7	30	1	3	29	22	0	0
26	32	EIFFAGE, Velizy-Villacoublay, France	4,812.0	16,040.0	4,600.0	27	10	25	5	0	8	24	0	1
27	23	SAMSUNG C&T CORP., Seoul, South Korea	4,599.5	10,967.2	4,570.9	16	20	17	4	0	4	34	0	0
28	26	LENDELEASE, Barangaroo, NSW, Australia†	4,342.7	8,577.3	4,325.7	99	1	0	0	0	0	0	0	0
29	46	CHINA NATIONAL CHEMICAL ENG'G GROUP CORP. LTD., Beijing, China†	4,279.4	13,377.0	8,269.2	17	0	19	0	2	57	0	0	0
30	27	OBAYASHI CORP., Tokyo, Japan†	4,213.0	17,529.0	4,032.0	15	0	0	27	11	0	39	0	0
31	22	JGC CORP., Yokohama, Kanagawa, Japan†	4,182.0	5,517.0	7,920.0	0	0	2	0	0	98	0	0	0
32	31	ACCIONA INFRASTRUCTURE, Madrid, Spain†	3,944.3	5,876.5	4,069.7	8	2	17	10	0	0	62	0	1
33	36	RENAISSANCE CONSTRUCTION, Ankara, Turkey†	3,939.0	5,415.0	4,898.0	54	0	5	0	0	23	14	0	0
34	30	PCL CONSTRUCTION ENTERPRISES INC., Denver, Colo., U.S.A.†	3,769.5	6,957.0	3,787.8	69	1	5	0	1	12	11	0	0
35	40	PORR AG, Vienna, Austria	3,744.0	6,420.0	3,974.0	37	0	0	0	0	0	63	0	0
36	29	KAJIMA CORP., Tokyo, Japan†	3,734.4	15,986.6	4,489.6	76	13	0	0	1	3	8	0	0
37	37	CIMIC GROUP LTD., North Sydney, NSW, Australia†	3,254.0	12,130.9	2,232.2	32	0	2	4	1	5	20	0	0
38	42	FCC SA, Madrid, Spain†	3,126.1	6,858.3	2,768.7	5	0	0	12	44	0	29	0	0
39	41	MAIRE TECNIMONT, Milan, Italy†	3,111.7	3,498.6	2,541.9	0	0	4	0	0	96	0	0	0
40	**	HYUNDAI ENGINEERING CO. LTD., Seoul, South Korea	3,085.8	5,713.2	4,120.3	4	18	23	0	1	42	11	0	0
41	91	MCDERMOTT, Houston, Texas, U.S.A.	3,010.0	6,705.0	3,230.4	0	0	0	0	0	89	0	0	0
42	35	ORASCOM CONSTRUCTION PLC, Dubai, U.A.E.†	2,963.4	3,013.3	2,231.5	51	0	14	1	0	9	19	0	0
43	33	CHINA PETROLEUM ENGINEERING CO. LTD., Beijing, China†	2,870.0	7,667.5	3,870.1	0	0	0	1	0	99	0	0	0
44	44	CHINA METALLURGICAL GROUP CORP., Beijing, China†	2,858.9	37,238.9	10,672.8	25	1	0	0	0	64	9	0	1
45	53	SAMSUNG ENGINEERING CO. LTD., Seoul, South Korea†	2,674.1	4,661.7	5,232.1	0	10	0	0	17	73	0	0	0
46	51	MOTA-ENGLIS, Lisbon, Portugal†	2,612.0	3,303.0	2,718.0	18	5	6	8	9	1	54	0	0
47	34	CHIYODA CORP., Yokohama, Kanagawa, Japan†	2,585.0	4,037.0	5,043.9	0	87	0	0	0	13	0	0	0
48	54	SACYR, Madrid, Spain†	2,544.4	4,253.9	2,211.0	13	0	2	6	3	7	69	0	0
49	45	OBRASCON HUARTE LAIN SA, Madrid, Spain†	2,491.1	3,424.9	2,712.4	16	1	0	5	0	5	72	0	0
50	**	WOOD, Aberdeen, Scotland, U.K.†	2,479.0	2,571.0	1,342.0	7	0	32	0	0	59	1	0	0

VINCI is building a \$675-million, 103-mile portion of the Coastal GasLink Pipeline to Vancouver, British Columbia, for TransCanada Corp.

RANK 2019	RANK 2018	FIRM	2018 REVENUE \$ MIL.		2018 NEW CONTRACTS \$ MIL	GENERAL BUILDING	MANUFACTURING	POWER	WATER SUPPLY	SEWER / WASTE	INDUS. / PETROLEUM	TRANSPORTATION	HAZARDOUS WASTE	TELECOM
			INT'L	TOTAL										
51	**	SINOMA INTERNATIONAL ENGINEERING CO. LTD., Beijing, China†	2,346.7	3,119.8	3,220.3	0	77	0	0	0	3	0	0	0
52	**	ROYAL BOSKALIS WESTMINSTER NV, Papendrecht, The Netherlands†	2,317.0	3,032.0	2,317.0	0	0	0	0	0	0	18	0	0
53	39	SNC-LAVALIN INC., Montreal, Quebec, Canada†	2,217.5	3,779.6	5,726.1	8	0	12	5	0	66	2	0	0
54	56	CITIC CONSTRUCTION CO. LTD., Beijing, China	2,013.9	2,375.6	2,309.0	18	0	3	0	0	23	55	0	0
55	52	DAEWOO ENGINEERING & CONSTRUCTION CO. LTD., Seoul, South Korea†	1,962.8	9,126.8	968.9	0	0	10	3	0	51	36	0	0
56	**	QINGJIAN GROUP CO. LTD., Qingdao, Shandong, China†	1,923.4	9,275.6	2,030.7	94	0	0	1	0	0	4	0	0
57	58	JAN DE NUL GROUP (SOFIDRA SA), Capellen, Luxembourg†	1,917.0	1,931.0	3,754.0	7	0	0	0	4	26	13	0	0
58	61	DANIELI & C. O.M. SPA, Buttrio, Udine, Italy†	1,898.5	1,998.6	2,406.2	0	0	0	0	0	100	0	0	0
59	63	VAN OORD, Rotterdam, Zuid-Holland, The Netherlands†	1,882.6	2,138.8	NA	0	0	36	0	0	12	51	0	0
60	59	THYSSENKRUPP INDUSTRIAL SOLUTIONS, Essen, NRW, Germany†	1,869.0	1,986.3	NA	0	0	0	0	0	68	0	0	0
61	57	SK E&C, Seoul, South Korea†	1,719.6	6,764.6	1,706.8	0	20	5	1	0	43	30	0	0
62	49	SHAPPOORJI PALLONJI & CO. PVT. LTD., Mumbai, Maharashtra, India	1,681.1	6,092.4	1,690.0	85	0	6	0	0	0	9	0	0
63	43	ODEBRECHT ENGENHARIA & CONSTRUCAO, Sao Paulo, SP, Brazil	1,630.0	2,025.0	260.0	6	0	28	22	0	1	43	0	0
64	69	BESIX, Brussels, Belgium†	1,608.3	3,002.1	2,368.8	65	0	0	12	8	0	15	0	0
65	55	SINOPEC ENGINEERING (GROUP) CO. LTD., Beijing, China†	1,555.9	7,105.4	755.9	0	0	0	0	0	100	0	0	0
66	64	PENTA-OCEAN CONSTRUCTION CO. LTD., Tokyo, Japan†	1,464.0	4,660.0	1,496.2	29	0	0	0	9	3	59	0	0
67	68	LIMAK INSAAT SANAYI VE TICARET AS, Ankara, Turkey	1,400.0	3,261.0	NA	10	0	6	1	0	0	76	0	0
68	**	ABENGOA, Seville, Spain†	1,375.7	1,537.9	1,607.5	8	0	68	16	1	0	8	0	0
69	98	TEKfen CONSTRUCTION AND INSTALLATION CO. INC., Istanbul, Turkey†	1,359.0	1,858.0	590.0	5	0	0	0	0	18	77	0	0
70	75	AECOM, Los Angeles, Calif., U.S.A.	1,316.0	11,217.5	816.0	26	2	2	0	1	60	8	0	0
71	70	TAV CONSTRUCTION, Istanbul, Yesilkoy, Turkey	1,294.7	1,376.0	297.0	12	0	0	0	0	0	88	0	0
72	71	TAKENAKA CORP., Osaka, Japan†	1,271.0	11,188.0	1,230.0	9	77	0	0	0	0	7	0	0
73	76	CTCI CORP., Taipei, Taiwan†	1,233.3	1,919.9	1,353.8	0	5	15	0	2	73	5	0	0
74	102	CHINA GENERAL TECHNOLOGY (GROUP) HOLDING CO. LTD., Beijing, China	1,222.3	4,074.3	200.0	0	0	84	0	0	6	5	0	6
75	89	CHINA ZHONGYUAN ENGINEERING CORP., Beijing, China	1,217.9	1,217.9	NA	0	0	100	0	0	0	0	0	0
76	72	ED. ZUBLIN AG, Stuttgart, Germany†	1,191.2	5,040.5	NA	41	0	0	4	11	1	5	0	0
77	82	YAPI MERKEZI INSAAT VE SANAYI AS, Istanbul, Turkey†	1,161.6	1,283.4	278.9	0	0	0	0	2	0	98	0	0
78	90	CHINA INTERNATIONAL WATER & ELECTRIC CORP. (CWE), Beijing, China	1,101.2	1,101.2	123.3	0	0	73	9	0	0	17	0	0
79	67	DAELIM INDUSTRIAL CO. LTD., Seoul, South Korea†	1,061.6	7,505.8	1,645.1	0	0	27	4	0	26	43	0	1
80	83	TBEA CO. LTD., Xinjiang, China†	1,059.7	5,040.0	2,759.2	0	25	75	0	0	0	0	0	0
81	65	HARBIN ELECTRIC INTERNATIONAL CO. LTD., Harbin, Heilongjiang, China	1,040.0	1,040.0	2,190.7	0	0	100	0	0	0	0	0	0
82	78	SHIMIZU CORP., Tokyo, Japan†	1,033.1	13,503.7	1,244.9	36	30	0	0	0	17	16	0	1
83	155	DONGFANG ELECTRIC CORP., Chengdu, Sichuan, China†	1,026.4	4,811.2	1,153.4	0	0	91	0	0	0	9	0	0
84	74	ARABIAN CONSTRUCTION CO. SAL, Beirut, Lebanon†	1,021.6	1,085.2	701.3	77	0	0	1	0	17	0	0	0
85	96	IMPRESA PIZZAROTTI & C. SPA, Parma, Italy†	1,021.4	1,555.9	687.2	63	0	0	0	0	0	37	0	0
86	85	CHINA NONFERROUS METAL INDUS. FOR. ENG'G & CONSTR., Beijing, China	988.6	989.3	214.9	0	0	0	7	21	72	0	0	0
87	86	ANT YAPI INDUSTRY & TRADE INC., Istanbul, Turkey†	978.7	1,050.7	1,750.1	86	0	0	0	0	2	12	0	0
88	81	KIEWIT CORP., Omaha, Neb., U.S.A.†	963.6	8,245.6	495.8	0	0	8	0	0	56	33	0	0
89	87	ZHEJIANG CONSTRUCTION INVEST. GROUP CO. LTD., Hangzhou, China†	961.5	12,958.9	973.1	100	0	0	0	0	0	0	0	0
90	88	WEIHAI INT'L ECONOMIC & TECHNICAL COOP. CO. LTD., Weihai, China†	940.1	940.1	1,156.1	61	0	1	14	0	0	24	0	0
91	77	RIZZANI DE ECCHER SPA, Pozzolo del Friuli, Udine, Italy†	918.2	1,094.8	200.6	45	0	0	0	0	1	46	0	0
92	79	ENKA INSAAT VE SANAYI AS, Istanbul, Turkey†	916.3	1,010.5	1,716.7	31	0	21	0	0	35	12	0	0
93	92	CHINA JIANGXI INT'L ECO. & TECH. COOP'N CO., Nanchang, Jiangxi, China†	911.0	967.8	1,617.0	25	0	14	23	0	0	38	0	0
94	107	BONATTI SPA, Parma, Italy†	886.0	936.0	854.0	5	0	0	0	0	95	0	0	0
95	84	JACOBS, Dallas, Texas, U.S.A.†	874.3	1,935.5	1,470.5	3	1	5	0	0	81	7	4	0
96	112	HANWHA ENGINEERING & CONSTRUCTION, Seoul, South Korea	844.6	3,423.9	76.4	42	0	11	0	0	35	12	0	0
97	94	NORINCO INTERNATIONAL COOPERATION LTD., Beijing, China†	833.2	1,677.4	NA	13	6	4	8	0	12	39	0	1
98	93	KBR INC., Houston, Texas, U.S.A.†	831.0	1,818.0	NA	0	0	4	0	15	72	4	0	0
99	97	ZHONGMEI ENGINEERING GROUP LTD., Nanchang, Jiangxi, China	827.6	827.6	514.3	22	0	2	16	2	0	58	0	0
100	118	CHINA NAT'L AERO-TECHNOLOGY INT'L ENG'G CORP., Beijing, China†	811.7	935.1	3,081.2	33	0	0	0	3	0	64	0	0

#40

HYUNDAI ENGINEERING CO. LTD.

and SK E&C are EPC contractors on the expansion of the Balikpapan refinery in East Kalimantan, Indonesia.

RANK 2019	RANK 2018	FIRM	2018 REVENUE \$ MIL.		2018 NEW CONTRACTS \$ MIL.	GENERAL BUILDING	MANUFACTURING	POWER	WATER SUPPLY	SEWER / WASTE	INDUS. / PETROLEUM	TRANSPORTATION	HAZARDOUS WASTE	TELECOM
			INT'L	TOTAL										
101	80	CHINA ELECTRIC POWER EQUIPMENT & TECH. CO. LTD., Beijing, China†	801.2	801.2	495.0	0	0	100	0	0	0	0	0	0
102	117	WORLEYPARSONS LTD., North Sydney, NSW, Australia	797.5	1,025.6	1,949.4	0	0	1	0	0	97	0	2	0
103	66	POSCO ENGINEERING & CONSTRUCTION, Incheon, South Korea†	790.5	6,202.5	790.5	8	6	30	4	2	42	8	0	0
104	113	ATLAS GROUP, Katy, Texas, U.S.A.†	751.0	775.0	627.6	100	0	0	0	0	0	0	0	0
105	101	ALARKO CONTRACTING GROUP, Istanbul, Turkey	740.9	3,919.3	NA	0	0	0	0	0	0	100	0	0
106	95	BAUER AG, Schrobenhausen, Bavaria, Germany†	732.3	1,123.6	709.6	29	3	18	9	3	11	23	0	4
107	157	SINOSTEEL EQUIPMENT & ENGINEERING CO. LTD., Beijing, China	720.0	1,394.5	533.1	0	0	0	0	0	100	0	0	0
108	120	CHINA GEO-ENGINEERING CORP., Beijing, China†	716.9	998.3	789.0	17	0	0	36	5	1	39	0	0
109	110	XPCC CONSTRUCTION & ENG'G (GROUP) CO. LTD., Urumqi, Xinjiang, China†	700.0	4,413.4	486.7	32	0	0	39	0	0	25	0	0
110	103	CONTRACTING & TRADING CO., C.A.T., Beirut, Lebanon†	679.0	680.1	637.0	0	0	0	5	0	77	18	0	0
111	109	SHANGHAI CONSTRUCTION GROUP CO. LTD., Shanghai, China	674.5	34,247.9	475.4	66	0	4	0	2	1	26	0	0
112	**	GHELLA SPA, Rome, Italy†	635.0	788.0	389.0	0	0	12	0	13	0	72	0	0
113	106	BL HARBERT INTERNATIONAL, Birmingham, Ala., U.S.A.	624.2	1,001.2	1,270.9	100	0	0	0	0	0	0	0	0
114	173	DRA GLOBAL LTD., Perth, Australia†	619.5	738.6	366.0	0	0	0	0	0	100	0	0	0
115	111	CGCOC GROUP CO. LTD., Beijing, China†	594.9	630.5	837.0	25	0	5	21	0	0	48	0	0
116	145	CHINA HENAN INT'L COOP. GROUP CO. LTD., Zhengzhou, Henan, China	592.5	592.5	582.7	0	0	0	14	1	19	66	0	0
117	125	SINOPEC ZHONGYUAN PETROLEUM ENG'G LTD., Puyang City, Henan, China†	591.8	1,500.6	270.5	0	0	0	0	0	100	0	0	0
118	108	GAMA, Ankara, Turkey†	580.2	729.9	NA	8	0	49	0	0	44	0	0	0
119	104	CALIK ENERJI SANAYI VE TICARET ANONIM SIRKETI, Istanbul, Turkey†	553.0	553.0	70.8	0	0	99	0	0	0	1	0	0
120	123	BEIJING CONSTRUCTION ENGINEERING GROUP CO. LTD., Beijing, China†	552.9	7,805.2	549.7	95	0	0	0	0	0	4	0	0
121	132	YUNNAN CONSTR. & INVEST. HOLDING GROUP CO., Kunming, Yunnan, China†	550.1	550.1	816.7	37	0	1	2	0	2	58	0	0
122	126	JIANGSU PROVINCIAL CONSTRUCTION GROUP CO., Nanjing, Jiangsu, China†	548.9	5,604.7	1,270.1	84	0	0	0	0	0	16	0	0
123	122	THE ARAB CONTRACTORS CO. "OSMAN AHMED OSMAN & CO.," Cairo, Egypt†	546.0	1,901.0	540.0	14	0	3	18	19	0	46	0	0
124	134	PER AARSLEFF HOLDING A/S, Viby J, Denmark†	545.3	1,893.7	902.9	2	49	2	0	19	0	28	0	0
125	115	SICIM SPA, Busseto, Italy†	520.3	522.7	580.0	0	0	0	0	0	100	0	0	0
126	119	MAPA INSAAT VE TICARET AS, Ankara, Turkey†	519.4	1,077.6	1,298.5	17	1	0	23	0	0	59	0	0
127	171	GULERMAK, Ankara, Golbasi, Turkey†	517.6	719.7	1,191.3	0	0	0	0	0	0	100	0	0
128	154	NUROL CONSTRUCTION AND TRADING CO. INC., Istanbul, Turkey†	510.1	1,237.0	174.9	54	0	0	30	0	0	16	0	0
129	121	ALBERICI-FLINTCO, St. Louis, Mo., U.S.A.†	508.2	2,191.6	633.0	4	0	0	4	4	87	0	0	0
130	129	CHINA JIANGSU INT'L ECO. & TECH. COOP. GROUP, Nanjing, Jiangsu, China†	494.8	1,911.4	831.0	77	0	0	4	0	0	19	0	0
131	147	ONUR TAAHHUT TASIMACILIK INSAAT TICARET VE SANAYI, Ankara, Turkey†	488.8	630.6	624.0	0	0	0	0	0	1	72	0	0
132	130	CHINA WU YI CO. LTD., Fuzhou, Fujian Prov., China†	480.1	3,109.5	501.5	21	0	0	3	0	12	64	0	0
133	133	JIANGSU NANTONG SANJIAN CONSTR. GROUP CO., Haimen, Jiangsu, China†	477.3	15,447.0	43.8	100	0	0	0	0	0	0	0	0
134	139	BLACK & VEATCH, Overland Park, Kan., U.S.A.†	468.7	1,835.8	.6	0	0	68	8	17	7	0	0	0
135	124	DOGUS INSAAT VE TICARET AS, Istanbul, Turkey†	466.6	634.3	65.8	4	0	0	0	0	0	96	0	0
136	193	AFCONS INFRASTRUCTURE LTD., Mumbai, Maharashtra, India†	458.2	1,273.0	596.2	0	0	0	4	0	0	96	0	0
137	127	STO BUILDING GROUP INC., New York, N.Y., U.S.A.†	456.6	4,904.9	661.7	79	0	0	0	0	1	0	0	19
138	140	YANJIAN GROUP CO. LTD., Yantai, Shandong, China†	450.7	2,215.8	376.8	80	0	12	2	0	5	1	0	0
139	165	IC ICTAS INSAAT SANAYI VE TICARET AS, Istanbul, Turkey†	439.3	982.9	NA	7	0	0	0	0	0	93	0	0
140	137	GRUPO EMPRESARIAL SAN JOSE SA, Madrid, Spain†	434.4	860.9	507.6	91	0	0	2	0	0	8	0	0
141	187	SSANGYONG ENGINEERING & CONSTRUCTION CO. LTD., Seoul, South Korea†	425.1	1,214.2	1,524.6	89	0	0	0	0	0	11	0	0
142	131	YUKSEL INSAAT CO. INC., Ankara, Turkey	425.0	481.3	144.7	25	0	0	1	0	0	74	0	0
143	**	CHINA TRIUMPH INTERNATIONAL ENGINEERING CO. LTD., Shanghai, China†	424.5	1,474.5	1,319.4	0	0	51	0	0	49	0	0	0
144	146	ZHONGDING INT'L ENGINEERING CO. LTD., Nanchang City, Jiangxi, China†	405.1	405.1	231.1	77	0	13	4	0	0	6	0	0
145	144	CHINA NATIONAL COMPLETE PLANT IMP. & EXP. GROUP, Beijing, China†	400.0	400.0	449.8	43	7	3	0	17	30	0	0	0
146	169	MOHAMMED ABDULMOHSIN AL-KHARAFI & SONS WLL, Kuwait City, Kuwait†	399.2	1,303.7	234.3	28	0	5	19	5	0	15	0	0
147	142	KUZU GRUP, Istanbul, Turkey†	390.0	459.0	NA	100	0	0	0	0	0	0	0	0
148	164	DEKINSAN GRUP INSAAT AS, Ankara, Turkey	382.7	388.9	704.3	100	0	0	0	0	0	0	0	0
149	**	ITINERA SPA, Tortona, Italy	377.7	748.0	1,894.3	19	0	0	0	0	0	79	0	0
150	128	SHIKUN & BINUI S.B.I. INFRASTRUCTURE LTD., Airport City, Israel†	376.5	376.5	600.0	0	0	0	8	0	0	92	0	0

RANK 2019	RANK 2018	FIRM	2018 REVENUE \$ MIL.		2018 NEW CONTRACTS \$ MIL.	GENERAL BUILDING	MANUFACTURING	POWER	WATER SUPPLY	SEWER / WASTE	INDUS. / PETROLEUM	TRANSPORTATION	HAZARDOUS WASTE	TELECOM
			INT'L	TOTAL										
151	180	KOLIN INSAAT TURIZM SANAYI VE TICARET AS, Ankara, Turkey	366.8	2,138.5	453.7	0	0	0	0	0	3	97	0	0
152	227	APTIM, The Woodlands, Texas, U.S.A.	365.0	1,436.3	665.6	0	0	0	0	0	65	0	12	0
153	152	SHENYANG YUANDA ALUMINUM INDUS. ENG'G, Shenyang, Liaoning, China†	360.0	699.7	441.9	100	0	0	0	0	0	0	0	0
154	148	BEIJING URBAN CONSTRUCTION GROUP CO. LTD., Beijing, China†	358.8	12,110.3	732.6	43	0	0	1	2	10	44	0	0
155	162	SHANGHAI URBAN CONSTRUCTION (GROUP) CORP., Shanghai, China†	358.3	7,448.8	489.9	0	0	0	0	0	0	100	0	0
156	159	ESTA INSAAT SANAYI LOJISTIK VE DIS TIC. ANONIM, Istanbul, Turkey	350.6	350.6	770.2	63	24	0	0	0	0	13	0	0
157	151	TAISEI CORP., Tokyo, Japan†	350.0	13,756.0	897.0	9	0	15	0	0	0	27	0	0
158	174	JIANGXI WATER & HYDROPOWER CONSTR. CO., Nanchang, Jiangxi, China	349.2	566.6	132.5	23	0	25	36	2	0	14	0	0
159	**	TACA INSAAT VE TICARET AS, Istanbul, Turkey†	346.5	386.1	346.5	100	0	0	0	0	0	0	0	0
160	161	BARNARD CONSTRUCTION CO. INC., Bozeman, Mont., U.S.A.†	345.5	861.0	NA	0	0	60	40	0	0	0	0	0
161	168	CADDELL CONSTRUCTION CO. (DE) LLC, Montgomery, Ala., U.S.A.	334.0	471.0	28.4	100	0	0	0	0	0	0	0	0
162	163	KINDEN CORP., Tokyo, Japan	333.0	4,827.0	NA	26	32	2	11	0	16	0	0	14
163	205	YENIGUN CONSTRUCTION INDUSTRY AND COMMERCE INC., Ankara, Turkey	323.9	338.6	352.0	82	0	0	0	0	2	17	0	0
164	150	ESER CONTRACTING, Ankara, Turkey	310.2	312.0	NA	64	0	0	13	0	0	23	0	0
165	188	GRAHAM, Calgary, Alberta, Canada†	308.8	1,793.0	1,190.0	61	2	0	0	3	0	34	0	0
166	143	ANHUI FOREIGN ECON. CONSTR. (GROUP) CO. LTD., Hefei, Anhui, China†	307.7	449.9	1,331.8	38	4	8	11	0	0	15	0	0
167	196	AEGION CORP., St. Louis, Mo., U.S.A.†	306.0	1,291.0	296.0	5	0	0	0	47	44	3	0	0
168	166	KAYI INSAAT SANAYI VE TICARET AS, Istanbul, Turkey†	298.4	313.1	305.0	98	0	0	0	0	2	0	0	0
169	149	MYTILINEOS SA, Athens, Greece†	295.9	405.5	NA	0	0	89	0	0	0	0	0	0
170	**	AD KONUT INSAAT MAKINA ELEKTRIK TAAHHUT TICARET, Ankara, Turkey	287.2	287.2	230.2	99	0	0	0	0	0	1	0	0
171	**	MWH CONSTRUCTORS INC., Broomfield, Ore., U.S.A.†	285.2	734.8	47.7	0	0	0	58	42	0	0	0	0
172	73	GAP INSAAT YATIRIM VE DIS TICARET AS, Istanbul, Turkey†	280.0	409.8	161.0	7	58	0	0	0	0	36	0	0
173	212	TUTOR PERINI CORP., Sylmar, Calif., U.S.A.†	274.6	5,484.2	150.0	34	0	0	0	0	0	66	0	0
174	136	LOTTE ENGINEERING & CONSTRUCTION CO. LTD., Seoul, South Korea†	272.0	5,297.0	575.0	14	3	21	7	0	38	17	0	0
175	176	ANEL ELEKTRIK PROJE TAAHHUT TIC. AS, Istanbul, Turkey†	269.9	279.3	70.1	5	0	1	0	0	0	95	0	0
176	156	AE ARMA-ELEKTROPANC, Istanbul, Turkey†	264.6	267.7	NA	81	0	0	0	0	0	19	0	0
177	172	GILBANE BUILDING CO., Providence, R.I., U.S.A.†	258.2	5,785.6	110.8	45	0	0	0	0	52	0	2	0
178	184	HAZAMA ANDO CORP., Tokyo, Japan	257.0	2,952.0	NA	14	39	7	4	0	14	22	0	0
179	170	STFA CONSTRUCTION GROUP, Istanbul, Turkey	255.6	258.2	30.9	0	0	0	0	1	0	93	0	0
180	192	ANHUI CONSTRUCTION ENGINEERING GROUP CO. LTD., Hefei, Anhui, China†	246.0	9,816.0	263.9	78	0	0	4	0	0	18	0	0
181	141	SENER INGENIERIA Y SISTEMAS SA, Las Arenas (Getxo), Bizcaia, Spain†	245.0	354.4	328.6	1	26	63	0	0	9	0	0	0
182	**	SHANDONG ELECTRIC POWER ENG'G CONSULTING, Jinan, Shandong, China†	244.3	590.1	70.7	0	0	100	0	0	0	0	0	0
183	202	SUMITOMO MITSUBI CONSTRUCTION CO. LTD., Tokyo, Japan†	244.0	3,152.7	878.2	8	3	0	1	17	17	54	0	0
184	153	TEPE INSAAT SANAYI AS, Ankara, Turkey†	230.6	343.1	NA	25	0	0	0	0	1	75	0	0
185	175	SHANGDONG DEJIAN GROUP CO. LTD., Dezhou City, Shandong, China	228.6	1,111.9	194.8	68	0	20	0	0	0	13	0	0
186	181	DCK WORLDWIDE, Pittsburgh, Pa., U.S.A.†	221.4	283.7	431.0	100	0	0	0	0	0	0	0	0
187	220	AECOM GROUP INC., Toronto, Ontario, Canada	220.0	3,220.0	NA	0	0	0	0	0	0	0	0	0
188	226	SUMMA TURIZM YATIRIMCILIGI AS, Ankara, Turkey†	219.8	230.2	269.0	60	0	0	0	0	0	40	0	0
189	167	BURNS & MCDONNELL, Kansas City, Mo., U.S.A.†	218.9	1,667.9	100.0	0	0	99	0	0	0	0	0	1
190	189	GURBAG GROUP, Ankara, Turkey†	213.6	246.2	NA	42	0	0	0	20	0	38	0	0
191	178	THE WALSH GROUP LTD., Chicago, Ill., U.S.A.†	208.0	4,309.8	23.8	79	0	0	0	3	0	3	0	15
192	185	YANTAI INT'L ECON. & TECHN. COOP GROUP CO., Yantai, Shandong, China†	207.6	292.6	20.0	100	0	0	0	0	0	0	0	0
193	**	NATA INSAAT TURIZM TASIMACILIK TIC. VE SAN. AS, Ankara, Turkey	196.0	432.0	36.0	0	0	0	0	0	0	100	0	0
194	**	ZHEJIANG DONGYANG 3RD CONSTR. ENG'G CO., Dongyang, Zhejiang, China†	193.8	1,039.6	574.7	100	0	0	0	0	0	0	0	0
195	198	ANSALDO ENERGIA SPA, Genova, Italy†	193.3	193.9	193.3	0	0	100	0	0	0	0	0	0
196	207	CHONGQING INTERNATIONAL CONSTRUCTION CORP., Chongqing, China†	185.4	546.2	199.8	2	0	0	2	0	0	96	0	0
197	**	ITALIAN-THAI DEVELOPMENT PUBLIC CO. LTD., Bangkok, Thailand†	183.6	1,233.8	130.4	4	0	0	1	11	0	84	0	0
198	**	JIANGLIAN HEAVY INDUSTRY GROUP CO. LTD., Nanchang, Jiangxi, China†	182.0	199.9	NA	1	0	39	0	1	59	0	0	0
199	182	NANTONG CONSTRUCTION GROUP CO. LTD., Nantong, Jiangsu, China†	179.2	1,942.8	42.6	70	5	3	3	0	13	3	0	0
200	**	SHANDONG ZIJIAN CONSTRUCTION GROUP CO. LTD., Zibo, Shandong, China	177.2	1,662.1	58.2	100	0	0	0	0	0	0	0	0

#223

COMBINED GROUP CONTRACTING

CO. has a \$337-million contract to build 410 villas in the Al Mirfa section of Abu Dhabi, United Arab Emirates.

RANK 2019	RANK 2018	FIRM	2018 REVENUE \$ MIL.		2018 NEW CONTRACTS \$ MIL.	GENERAL BUILDING	MANUFACTURING	POWER	WATER SUPPLY	SEWER / WASTE	INDUS. / PETROLEUM	TRANSPORTATION	HAZARDOUS WASTE	TELECOM
			INT'L	TOTAL										
201	214	RAILWORKS CORP., New York, N.Y., U.S.A. [†]	172.0	853.0	176.0	0	0	0	0	0	0	100	0	0
202	**	LONGXIN CONSTRUCTION GROUP CO. LTD., Haimen, Jiangsu, China	171.2	3,425.2	645.4	94	0	0	0	4	2	0	0	0
203	194	ILK CONSTRUCTION, Istanbul, Turkey	160.4	160.4	448.0	34	0	1	0	0	47	18	0	0
204	215	ZHEJIANG COMMUNICATIONS CONSTR. GROUP, Hangzhou, Zhejiang, China [†]	160.4	3,415.2	160.4	0	0	0	0	0	0	100	0	0
205	**	SINOMINE RESOURCE GROUP CO. LTD., Beijing, China [†]	159.7	159.7	284.7	89	0	0	0	0	0	0	0	0
206	203	PETRO. PROJECTS & TECH. CONSULTATIONS CO. - PETROJET, Cairo, Egypt	154.9	1,629.7	154.9	0	0	0	0	0	98	0	0	0
207	**	SHANDONG KERUI PETRO. EQUIPMENT CO., Dongying City, Shandong, China	153.1	211.5	44.2	0	0	0	0	0	100	0	0	0
208	204	CHINA SHANDONG INT'L ECON. & TECH. COOP. GROUP, Jinan, China	152.1	152.1	37.6	13	0	0	0	0	15	60	0	0
209	186	CHINA ALUMINUM INTERNATIONAL ENGINEERING CORP., Beijing, China [†]	150.8	5,032.9	357.9	13	0	0	24	0	39	0	0	0
210	241	MICHELS CORP., Brownsville, Wis., U.S.A.	149.1	3,002.0	348.1	0	0	0	0	28	72	0	0	0
211	225	CENGIZ CONSTRUCTION INDUSTRY & TRADE CO. INC., Istanbul, Turkey	148.6	1,796.1	229.7	0	0	0	0	0	0	100	0	0
212	222	JIANGSU ZHONGNAN CONSTR. IND. GROUP, Haimen City, Jiangsu, China [†]	143.3	9,815.7	557.5	100	0	0	0	0	0	0	0	0
213	216	CHINA GANSU INT'L CORP. FOR ECON. & TECH. COOP., Lanzhou, China [†]	139.4	191.9	224.6	94	0	0	0	2	0	4	0	0
214	246	SHANXI CONSTRUCTION INVESTMENT GROUP CO., Taiyuan, Shanxi, China [†]	139.1	10,175.2	374.3	85	0	0	5	0	6	4	0	1
215	233	PERNIX GROUP INC., Lombard, Ill., U.S.A. [†]	136.7	426.7	NA	95	0	5	0	0	0	0	0	0
216	232	USTAY YAPI TAAHHUT VE TICARET AS, Istanbul, Turkey [†]	136.6	201.7	255.2	0	0	0	0	0	93	7	0	0
217	237	KUR INSAAT AS, Ankara, Turkey	136.5	191.8	42.0	100	0	0	0	0	0	0	0	0
218	199	PARSONS CORP., Centreville, Va., U.S.A.	135.5	496.0	30.8	59	0	0	0	0	0	40	0	1
219	228	POLAT YOL YAPI SAN. VE TIC. AS, Istanbul, Turkey [†]	135.3	298.2	293.6	0	0	0	0	0	0	100	0	0
220	**	SHANDONG LUQIAO GROUP CO. LTD., Jinan, Shandong, China [†]	134.6	2,276.2	413.1	0	0	0	0	0	0	100	0	0
221	190	ICM SPA, Vicenza, Italy [†]	132.6	350.1	126.1	33	0	0	13	0	0	54	0	0
222	235	OZKAR INSAAT SANAYI VE TICARET AS, Ankara, Turkey	130.9	211.5	NA	0	0	0	0	0	0	100	0	0
223	206	COMBINED GROUP CONTRACTING CO. (K.S.C.), Kuwait City, Kuwait	130.0	877.0	146.0	48	0	0	0	0	0	52	0	0
224	236	ELECTRA LTD., Ramat Gan, Israel [†]	128.0	1,732.6	135.8	100	0	0	0	0	0	0	0	0
225	**	RAMBOLL GROUP A/S, Copenhagen, Denmark [†]	127.9	127.9	222.5	0	45	0	1	8	14	0	32	0
226	**	CHINA SINOGY ELECTRIC ENGINEERING CO. LTD., Shanghai, China [†]	124.1	956.2	135.9	0	0	100	0	0	0	0	0	0
227	221	ENG'G FOR THE PETROLEUM & PROCESS INDUSTRIES (ENPPI), Cairo, Egypt [†]	118.6	307.5	550.0	0	0	0	0	0	100	0	0	0
228	231	ZAFER TAAHHUT INSAAT VE TICARET AS, Ankara, Turkey	108.2	176.6	2.0	80	0	0	0	0	0	20	0	0
229	195	BAYBURT GROUP, Ankara, Cankaya, Turkey [†]	104.2	741.9	101.7	0	0	0	0	0	0	100	0	0
231*	209	MAKYOL INSAAT SANAYI TUR. VE TIC. AS, Istanbul, Turkey [†]	97.0	1,135.0	NA	0	0	0	0	0	0	100	0	0
232	242	HUNAN ROAD & BRIDGE CONSTR. GROUP CO., Changsha, Hunan, China [†]	95.6	2,199.1	442.0	0	0	0	0	0	0	100	0	0
233	191	WALBRIDGE, Detroit, Mich., U.S.A.	93.6	1,340.6	77.3	0	100	0	0	0	0	0	0	0
234	**	GRANITE CONSTRUCTION INC., Watsonville, Calif., U.S.A. [†]	92.2	3,318.4	7.5	43	0	0	0	36	0	0	0	0
235	229	IRCON INTERNATIONAL LTD., New Delhi, India	88.3	700.7	NA	0	0	0	0	0	0	99	0	1
236	**	GRAY CONSTRUCTION, Lexington, Ky., U.S.A. [†]	88.1	1,090.9	88.1	0	0	0	0	0	100	0	0	0
237	**	PRIMORIS SERVICES CORP., Dallas, Texas, U.S.A. [†]	87.0	2,939.0	NA	0	0	0	0	0	100	0	0	0
238	219	CHINA DALIAN INT'L ECON. & TECH. COOP. GROUP, Dalian, Liaoning, China [†]	85.2	111.3	.9	3	0	0	0	0	0	96	0	0
239	230	WEEKS MARINE INC., Cranford, N.J., U.S.A. [†]	80.9	689.2	21.4	0	0	0	44	0	40	7	8	0
240	243	BEIJING UNI-CONSTRUCTION GROUP CO. LTD., Beijing, China	79.6	2,527.7	154.0	81	0	0	3	0	0	0	16	0
241	**	SALFACORP SA, Santiago, Chile [†]	77.0	1,034.0	53.0	100	0	0	0	0	0	0	0	0
242	238	HASKELL, Jacksonville, Fla., U.S.A. [†]	74.0	988.1	NA	0	6	0	0	0	94	0	0	0
243	217	BARTON MALOW CO., Southfield, Mich., U.S.A.	71.8	1,900.0	NA	0	94	6	0	0	0	0	0	0
244	**	THE BECK GROUP, Dallas, Texas, U.S.A.	71.0	1,181.1	95.8	100	0	0	0	0	0	0	0	0
245	**	MAEG COSTRUZIONI SPA, Vazzola, Italy	70.7	111.3	NA	71	1	0	0	0	0	28	0	0
246	**	SICHUAN ROAD AND BRIDGE (GROUP) CO. LTD., Chengdu, Sichuan, China	70.3	3,381.3	359.9	0	0	0	0	0	0	100	0	0
247	234	AMERICAN BRIDGE CO., Coraopolis, Pa., U.S.A. [†]	70.0	333.0	21.0	0	0	0	0	0	0	100	0	0
248	247	MBD INSAAT SANAYI VE TICARET ANONIM SIRKETI, Ankara, Turkey	68.6	95.8	50.9	95	0	0	0	0	0	5	0	0
249	245	TATA PROJECTS LTD., Secunderabad, Telangana, India [†]	67.3	1,920.9	87.8	3	0	62	0	0	31	0	0	0
250	244	CHINA BENGBU INT'L TECH. & ECON. COOP. LTD., Hefei, Anhui, China	61.5	61.5	NA	0	0	27	35	0	0	38	0	0
250**	240	VEPICA GRUPO INTERNACIONAL, Barcelona, Spain	60.6	60.6	60	0	0	0	0	0	100	0	0	0

* THE FIRM RANKED AT NO. 230 WAS A SUBSIDIARY OF ANOTHER FIRM ON THE LIST AND SHOULD NOT HAVE BEEN RANKED.

** BECAUSE THE FIRM RANKED NO. 230 ON THE LIST WAS INAPPROPRIATELY INCLUDED ON THE LIST, VEPICA GRUPO INTERNACIONAL SHOULD HAVE BEEN RANKED NO. 250 ON THE PUBLISHED LIST.

RANK 2019	RANK 2018	FIRM	2018 REVENUE		2018 NEW CONTRACTS \$ MIL	GENERAL BUILDING	MANUFACTURING	POWER	WATER SUPPLY	SEWER / WASTE	INDUS. / PETROLEUM	TRANSPORTATION	HAZARDOUS WASTE	TELECOM
			TOTAL	INT'L										
1	1	CHINA STATE CONSTRUCTION ENGINEERING CORP. LTD., Beijing, China	170,435.3	12,812.5	342,947.9	68	3	1	2	1	1	23	0	0
2	2	CHINA RAILWAY GROUP LTD., Beijing, China	140,090.0	6,181.9	248,847.0	21	3	0	0	0	0	57	0	0
3	3	CHINA RAILWAY CONSTRUCTION CORP. LTD., Beijing, China	111,656.0	6,695.0	239,537.0	16	2	1	2	0	0	79	0	0
4	4	CHINA COMMUNICATIONS CONSTRUCTION GROUP LTD., Beijing, China	83,278.3	22,727.4	182,646.5	14	3	2	4	2	0	75	0	0
5	6	POWER CONSTRUCTION CORP. OF CHINA, Beijing, China	52,982.8	13,775.4	96,805.4	11	0	42	9	4	0	20	0	0
6	5	VINCI, Rueil-Malmaison, Hauts-de-Seine, France	52,139.0	22,207.0	45,547.9	11	0	14	2	0	4	36	1	8
7	7	ACS, ACTIVIDADES DE CONSTRUCCION Y SERVICIOS SA, Madrid, Spain	44,188.2	38,041.0	51,007.8	32	1	11	3	1	6	30	0	4
8	10	CHINA METALLURGICAL GROUP CORP., Beijing, China	37,238.9	2,858.9	93,878.7	42	4	2	1	2	27	17	1	0
9	9	SHANGHAI CONSTRUCTION GROUP CO. LTD., Shanghai, China	34,247.9	674.5	45,896.0	72	6	0	0	3	0	17	0	0
10	8	BOUYGUES, Paris, France	32,023.0	15,582.0	34,858.0	34	0	4	0	0	3	51	1	2
11	11	HOCHTIEF AKTIENGESELLSCHAFT, Essen, NRW, Germany	29,121.0	27,797.0	33,047.0	45	1	1	1	1	5	25	0	6
12	12	CHINA ENERGY ENGINEERING CORP. LTD., Beijing, China	26,868.7	5,020.0	70,128.3	6	0	53	7	13	6	10	0	0
13	14	STRABAG SE, Vienna, Austria	18,689.0	15,779.0	18,749.0	38	0	0	3	2	6	49	0	0
14	24	LARSEN & TOUBRO LTD., Chennai, Tamil Nadu, India	17,630.9	4,875.4	23,871.6	13	12	23	9	3	17	22	0	1
15	15	OBAYASHI CORP., Tokyo, Japan	17,529.0	4,213.0	16,881.0	47	7	3	7	4	6	21	1	1
16	16	SKANSKA AB, Stockholm, Sweden	17,124.0	13,583.0	17,448.0	52	4	4	2	1	4	32	0	0
17	13	BECHTEL, Reston, Va., U.S.A.	16,837.0	7,260.0	7,605.0	0	0	19	2	0	50	23	5	1
18	20	EIFFAGE, Velizy-Villacoublay, France	16,040.0	4,812.0	18,000.0	37	5	17	4	2	8	24	1	2
19	18	KAJIMA CORP., Tokyo, Japan	15,986.6	3,734.4	18,088.9	60	10	6	2	2	2	8	0	0
20	19	HYUNDAI ENGINEERING & CONSTRUCTION CO. LTD., Seoul, South Korea	15,731.8	6,638.0	17,298.0	46	7	12	0	0	20	14	0	0
21	17	FLUOR CORP., Irving, Texas, U.S.A.	15,593.5	8,844.9	27,672.3	8	2	8	0	0	63	8	10	1
22	25	JIANGSU NANTONG SANJIAN CONSTR. GROUP CO., Haimen, Jiangsu, China	15,447.0	477.3	6,545.0	100	0	0	0	0	0	0	0	0
23	22	FERROVIAL, Madrid, Spain	15,288.0	11,892.0	20,535.6	22	0	8	4	15	0	45	0	0
24	28	SHAANXI CONSTRUCTION ENG'G GROUP CO. LTD., Xian, Shaanxi, China	15,203.0	0.0	31,051.3	75	3	1	2	5	8	3	0	2
25	23	TAISEI CORP., Tokyo, Japan	13,756.0	350.0	14,056.0	51	8	2	1	3	0	17	0	0
26	26	SHIMIZU CORP., Tokyo, Japan	13,503.7	1,033.1	16,267.0	48	12	5	2	1	8	12	2	1
27	39	CHINA NATIONAL CHEMICAL ENG'G GROUP CORP. LTD., Beijing, China	13,377.0	4,279.4	31,061.5	26	0	7	0	3	60	0	0	0
28	30	ZHEJIANG CONSTRUCTION INVESTMENT GROUP CO. LTD., Hangzhou, China	12,958.9	961.5	17,223.5	81	0	3	1	3	5	8	0	0
29	29	CIMIC GROUP LTD., North Sydney, NSW, Australia	12,130.9	3,254.0	12,743.8	17	0	3	2	1	6	37	0	0
30	31	BEIJING URBAN CONSTRUCTION GROUP CO. LTD., Beijing, China	12,110.3	358.8	19,660.0	60	1	1	0	4	1	29	0	0
31	36	GS ENGINEERING & CONSTRUCTION, Seoul, South Korea	11,898.5	4,978.8	9,926.2	44	11	4	0	3	29	9	0	0
32	21	TECHNIPFMC, London, U.K.	11,643.6	11,149.9	10,907.7	0	0	0	0	0	100	0	0	0
33	33	AECOM, Los Angeles, Calif., U.S.A.	11,217.5	1,316.0	7,340.0	65	1	8	2	0	9	13	0	2
34	34	TAKENAKA CORP., Osaka, Japan	11,188.0	1,271.0	11,611.0	70	22	1	0	0	0	5	0	0
35	35	SAMSUNG C&T CORP., Seoul, South Korea	10,967.2	4,599.5	9,557.0	28	37	11	2	0	2	16	0	0
36	47	SHANXI CONSTRUCTION INVESTMENT GROUP CO., Taiyuan, Shanxi, China	10,175.2	139.1	18,788.7	60	1	6	1	1	4	17	0	0
37	38	ANHUI CONSTRUCTION ENGINEERING GROUP CO. LTD., Hefei, Anhui, China	9,816.0	246.0	13,661.0	41	2	4	11	6	6	31	0	0
38	44	JIANGSU ZHONGNAN CONSTR. IND. GROUP, Haimen City, Jiangsu, China	9,815.7	143.3	13,243.2	100	0	0	0	0	0	0	0	0
39	**	QINGJIAN GROUP CO. LTD., Qingdao, Shandong, China	9,275.6	1,923.4	11,629.6	20	0	0	0	0	0	1	0	0
40	32	DAEWOO ENGINEERING & CONSTRUCTION CO. LTD., Seoul, South Korea	9,126.8	1,962.8	7,145.6	64	0	3	1	0	16	16	0	0
41	41	LENLELEASE, Barangaroo, NSW, Australia	8,577.3	4,342.7	11,004.8	81	2	0	0	0	0	14	0	2
42	45	ROYAL BAM GROUP NV, Bunnik, The Netherlands	8,509.0	5,308.0	NA	56	0	0	0	0	0	44	0	0
43	53	THE WHITING-TURNER CONTRACTING CO., Baltimore, Md., U.S.A.	8,445.1	0.0	10,700.0	70	1	1	0	1	3	1	0	22
44	43	KIEWIT CORP., Omaha, Neb., U.S.A.	8,245.6	963.6	9,387.1	9	1	22	7	3	23	33	0	0
45	46	BEIJING CONSTRUCTION ENGINEERING GROUP CO. LTD., Beijing, China	7,805.2	552.9	15,569.6	72	3	2	1	3	1	20	0	0
46	42	CHINA PETROLEUM ENGINEERING CO. LTD., Beijing, China	7,667.5	2,870.0	14,121.7	0	2	0	2	0	96	0	0	0
47	37	DAELIM INDUSTRIAL CO. LTD., Seoul, South Korea	7,505.8	1,061.6	6,689.8	68	0	5	1	1	12	14	0	0
48	61	SHANGHAI URBAN CONSTRUCTION (GROUP) CORP., Shanghai, China	7,448.8	358.3	10,602.8	10	0	0	2	0	0	87	0	0
49	57	CHINA NATIONAL MACHINERY INDUSTRY CORP., Beijing, China	7,186.8	5,449.3	11,759.2	13	12	43	7	0	12	5	0	0
50	68	SINOPEC ENGINEERING (GROUP) CO. LTD., Beijing, China	7,105.4	1,555.9	7,695.9	0	0	0	0	0	100	0	0	0

RANK 2019	RANK 2018	FIRM	2018 REVENUE		2018 NEW CONTRACTS \$ MIL	GENERAL BUILDING	MANUFACTURING	POWER	WATER SUPPLY	SEWER / WASTE	INDUS. / PETROLEUM	TRANSPORTATION	HAZARDOUS WASTE	TELECOM
			TOTAL	INT'L										
51	48	SALINI IMPREGILO SPA, Milan, Italy	7,044.3	6,462.8	NA	10	0	0	19	4	0	63	0	0
52	51	PCL CONSTRUCTION ENTERPRISES INC., Denver, Colo., U.S.A.	6,957.0	3,769.5	5,521.4	68	1	4	2	1	10	15	0	0
53	50	FCC SA, Madrid, Spain	6,858.3	3,126.1	3,617.3	5	0	0	19	47	0	18	0	1
54	59	SK E&C, Seoul, South Korea	6,764.6	1,719.6	6,369.0	24	31	10	1	1	15	11	0	7
55	58	MCDERMOTT, Houston, Texas, U.S.A.	6,705.0	3,010.0	5,648.7	0	0	13	0	0	81	0	0	0
56	63	PORR AG, Vienna, Austria	6,420.0	3,744.0	7,264.0	37	0	0	0	0	0	63	0	0
57	56	CONSOLIDATED CONTRACTORS GROUP, Athens, Attica, Greece	6,208.5	6,208.5	4,465.3	19	0	3	1	0	47	28	0	0
58	54	POSCO ENGINEERING & CONSTRUCTION, Incheon, South Korea	6,202.5	790.5	6,202.5	65	3	10	0	1	13	7	0	0
59	67	SHAPOORJI PALLONJI & CO. PVT. LTD., Mumbai, Maharashtra, India	6,092.4	1,681.1	5,440.0	38	8	28	1	0	2	24	0	0
60	80	DPR CONSTRUCTION, Redwood City, Calif., U.S.A.	5,879.7	12.0	5,943.0	54	5	0	0	0	17	0	0	24
61	66	ACCIONA INFRASTRUCTURE, Madrid, Spain	5,876.5	3,944.3	5,937.8	12	7	13	14	2	0	48	0	1
62	70	GILBANE BUILDING CO., Providence, R.I., U.S.A.	5,785.6	258.2	10,142.3	86	1	0	0	0	10	0	0	3
63	**	HYUNDAI ENGINEERING CO. LTD., Seoul, South Korea	5,713.2	3,085.8	8,548.2	32	20	12	0	1	27	8	0	0
64	85	JIANGSU PROVINCIAL CONSTR. GROUP CO. LTD., Nanjing, Jiangsu, China	5,604.7	548.9	7,554.5	89	0	1	2	0	0	7	0	0
65	49	JGC CORP., Yokohama, Kanagawa, Japan	5,517.0	4,182.0	9,159.0	2	0	13	0	0	85	0	0	0
66	60	TUTOR PERINI CORP., Sylmar, Calif., U.S.A.	5,484.2	274.6	6,468.0	51	0	0	0	0	0	49	0	0
67	64	CLARK GROUP, Bethesda, Md., U.S.A.	5,449.4	0.0	5,013.6	79	0	0	0	2	0	19	0	0
68	76	RENAISSANCE CONSTRUCTION, Ankara, Turkey	5,415.0	3,939.0	5,787.0	66	0	4	0	0	17	10	0	0
69	73	LOTTE ENGINEERING & CONSTRUCTION CO. LTD., Seoul, South Korea	5,297.0	272.0	6,534.0	82	1	2	0	1	5	5	0	1
70	62	PETROFAC LTD., Jersey, Channel Islands, U.K.	5,234.0	5,234.0	4,646.0	0	0	0	0	0	100	0	0	0
71	55	TECNICAS REUNIDAS, Madrid, Spain	5,180.1	5,053.0	9,250.0	0	0	13	0	0	86	0	0	0
72	79	ED. ZUBLIN AG, Stuttgart, Germany	5,040.5	1,191.2	NA	72	0	0	1	4	0	5	0	0
73	71	TBEA CO. LTD., Xinjiang, China	5,040.0	1,059.7	5,718.4	0	50	50	0	0	0	0	0	0
74	87	CHINA ALUMINUM INT'L ENGINEERING CORP. LTD., Beijing, China	5,032.9	150.8	7,266.7	36	0	0	7	0	40	0	0	0
75	83	STO BUILDING GROUP INC., New York, N.Y., U.S.A.	4,904.9	456.6	5,376.3	86	0	0	0	0	4	0	0	10
76	75	KINDEN CORP., Tokyo, Japan	4,827.0	333.0	NA	57	5	18	1	3	2	2	0	12
77	65	DONGFANG ELECTRIC CORP., Chengdu, Sichuan, China	4,811.2	1,026.4	5,591.1	0	0	98	0	0	0	2	0	0
78	96	HENSEL PHELPS, Greeley, Colo., U.S.A.	4,716.4	0.0	4,339.6	39	18	0	0	1	0	35	0	7
79	77	SAMSUNG ENGINEERING CO. LTD., Seoul, South Korea	4,661.7	2,674.1	5,393.2	0	29	0	4	23	44	0	0	0
80	82	PENTA-OCEAN CONSTRUCTION CO. LTD., Tokyo, Japan	4,660.0	1,464.0	4,561.2	37	1	1	1	14	4	41	2	0
81	86	MORTENSON, Minneapolis, Minn., U.S.A.	4,602.3	26.5	4,417.4	63	2	27	0	1	0	4	0	3
82	78	BALFOUR BEATTY US, Dallas, Texas, U.S.A.	4,477.1	1.7	3,368.0	83	0	1	0	2	0	14	0	0
83	84	XPCC CONSTRUCTION & ENG'G (GROUP) CO. LTD., Urumqi, Xinjiang, China	4,413.4	700.0	6,075.8	40	0	8	6	0	0	45	0	0
84	72	THE WALSH GROUP LTD., Chicago, Ill., U.S.A.	4,309.8	208.0	6,703.7	31	0	1	5	8	0	54	0	1
85	90	SACYR, Madrid, Spain	4,253.9	2,544.4	3,906.0	21	0	4	6	13	6	49	0	0
86	103	CHINA GENERAL TECHNOLOGY (GROUP) HOLDING CO. LTD., Beijing, China	4,074.3	1,222.3	5,498.0	70	0	25	0	0	2	1	0	2
87	74	CHIYODA CORP., Yokohama, Kanagawa, Japan	4,037.0	2,585.0	6,763.1	0	79	0	0	0	21	0	0	0
88	110	ALARKO CONTRACTING GROUP, Istanbul, Turkey	3,919.3	740.9	NA	0	0	77	0	0	0	23	0	0
89	92	SWINERTON, San Francisco, Calif., U.S.A.	3,890.0	0.0	NA	78	0	14	0	0	0	8	0	0
90	101	ELLISDON CORP., Mississauga, Ontario, Canada	3,887.8	12.3	7,016.3	58	6	1	2	1	0	29	0	4
91	93	MCCARTHY HOLDINGS INC., St. Louis, Mo., U.S.A.	3,868.0	0.0	5,404.0	81	0	4	0	3	4	8	0	0
92	81	SNC-LAVALIN INC., Montreal, Quebec, Canada	3,779.6	2,217.5	8,435.0	11	0	18	3	0	43	21	0	0
93	94	MAEDA CORP., Tokyo, Japan	3,616.0	49.0	3,835.0	39	15	0	2	0	0	17	0	0
94	107	JE DUNN CONSTRUCTION CO., Kansas City, Mo., U.S.A.	3,577.5	0.0	4,911.7	76	5	1	0	0	0	6	0	13
95	95	MAIRE TECNIMONT, Milan, Italy	3,498.6	3,111.7	2,705.4	2	0	3	0	0	93	1	0	0
96	104	SUFFOLK, Boston, Mass., U.S.A.	3,447.2	0.0	4,275.8	100	0	0	0	0	0	0	0	0
97	**	LONGXIN CONSTRUCTION GROUP CO. LTD., Haimen, Jiangsu, China	3,425.2	171.2	2,463.7	96	0	0	0	0	4	0	0	0
98	91	OBRASCON HUARTE LAIN SA, Madrid, Spain	3,424.9	2,491.1	3,615.5	18	1	0	4	1	6	61	0	0
99	112	HANWHA ENGINEERING & CONSTRUCTION, Seoul, South Korea	3,423.9	844.6	2,591.1	57	0	7	0	2	23	10	0	0
100	117	ZHEJIANG COMMUNICATIONS CONSTR. GROUP, Hangzhou, Zhejiang, China	3,415.2	160.4	3,415.2	0	0	0	0	0	0	100	0	0

RANK 2019	RANK 2018	FIRM	2018 REVENUE		2018 NEW CONTRACTS \$ MIL	GENERAL BUILDING	MANUFACTURING	POWER	WATER SUPPLY	SEWER / WASTE	INDUS. / PETROLEUM	TRANSPORTATION	HAZARDOUS WASTE	TELECOM
			TOTAL	INT'L										
101	**	SICHUAN ROAD AND BRIDGE (GROUP) CO. LTD., Chengdu, Sichuan, China	3,381.3	70.3	8,240.0	1	0	0	0	0	0	99	0	0
102	105	GRANITE CONSTRUCTION INC., Watsonville, Calif., U.S.A.	3,318.4	92.2	2,540.0	7	0	3	6	10	0	66	0	0
103	111	BRASFIELD & GORRIE LLC, Birmingham, Ala., U.S.A.	3,307.3	0.0	4,070.8	80	8	3	0	2	2	3	0	2
104	108	MOTA-ENGIL, Lisbon, Portugal	3,303.0	2,612.0	3,398.0	17	4	6	8	16	1	47	0	0
105	99	HOLDER CONSTRUCTION CO., Atlanta, Ga., U.S.A.	3,280.0	0.0	4,687.0	44	0	0	0	0	0	9	0	47
106	121	LIMAK INSAAT SANAYI VE TICARET AS, Ankara, Turkey	3,261.0	1,400.0	NA	5	0	7	4	0	3	79	0	0
107	124	AECON GROUP INC., Toronto, Ontario, Canada	3,220.0	220.0	5,840.0	0	0	16	0	0	50	16	0	0
108	106	SUMITOMO MITSUI CONSTRUCTION CO. LTD., Tokyo, Japan	3,152.7	244.0	5,092.0	48	8	0	4	1	5	32	0	0
109	**	SINOMA INTERNATIONAL ENGINEERING CO. LTD., Beijing, China	3,119.8	2,346.7	4,509.1	0	72	0	0	0	2	0	7	0
110	123	CHINA WU YI CO. LTD., Fuzhou, Fujian Prov., China	3,109.5	480.1	6,147.0	68	1	0	0	2	6	21	2	0
111	**	ROYAL BOSKALIS WESTMINSTER NV, Papendrecht, The Netherlands	3,032.0	2,317.0	3,032.0	0	0	0	0	0	0	18	0	0
112	89	ORASCOM CONSTRUCTION PLC, Dubai, U.A.E.	3,013.3	2,963.4	2,349.1	51	0	14	1	0	9	19	0	0
113	115	BESIX, Brussels, Belgium	3,002.1	1,608.3	3,795.8	67	0	0	7	4	0	19	0	0
114	137	MICHELS CORP., Brownsville, Wis., U.S.A.	3,002.0	149.1	3,276.7	2	0	17	1	5	61	12	0	2
115	100	HAZAMA ANDO CORP., Tokyo, Japan	2,952.0	257.0	NA	47	8	11	4	1	6	18	5	0
116	122	PRIMORIS SERVICES CORP., Dallas, Texas, U.S.A.	2,939.0	87.0	2,736.0	1	0	25	0	1	60	12	0	0
117	119	TURNER INDUSTRIES GROUP LLC, Baton Rouge, La., U.S.A.	2,701.4	0.0	438.0	0	0	1	0	0	98	0	1	0
118	109	ZACHRY GROUP, San Antonio, Texas, U.S.A.	2,681.1	37.0	2,446.8	0	0	17	0	0	81	0	0	0
119	129	CLAYCO INC., Chicago, Ill., U.S.A.	2,680.0	0.0	3,100.0	85	13	0	0	0	2	0	0	0
120	**	WOOD, Aberdeen, Scotland, U.K.	2,571.0	2,479.0	1,526.0	7	0	31	1	0	60	1	0	0
121	128	BEIJING UNI-CONSTRUCTION GROUP CO. LTD., Beijing, China	2,527.7	79.6	3,225.9	73	0	0	11	1	5	0	10	0
122	125	AUSTIN INDUSTRIES, Dallas, Texas, U.S.A.	2,464.2	0.0	2,004.6	50	1	3	0	0	13	33	0	0
123	127	CITIC CONSTRUCTION CO. LTD., Beijing, China	2,375.6	2,013.9	3,921.3	19	0	3	0	0	19	58	0	0
124	**	SHANDONG LUQIAO GROUP CO. LTD., Jinan, Shandong, China	2,276.2	134.6	3,953.1	0	0	0	0	0	0	100	0	0
125	138	THE YATES COS. INC., Philadelphia, Miss., U.S.A.	2,254.2	0.0	2,622.5	46	23	5	0	0	18	7	0	0
126	130	YANJIAN GROUP CO. LTD., Yantai, Shandong, China	2,215.8	450.7	2,594.0	75	4	3	0	0	4	12	0	0
127	135	HUNAN ROAD & BRIDGE CONSTR. GROUP CO. LTD., Changsha, Hunan, China	2,199.1	95.6	3,093.0	2	0	0	0	0	0	98	0	0
128	133	ALBERICI-FLINTCO, St. Louis, Mo., U.S.A.	2,191.6	508.2	2,537.0	53	5	2	5	5	24	5	0	0
129	141	VAN OORD, Rotterdam, Zuid-Holland, The Netherlands	2,138.8	1,882.6	NA	0	0	38	0	0	11	52	0	0
130	152	KOLIN INSAAT TURIZM SANAYI VE TICARET AS, Ankara, Turkey	2,138.5	366.8	1,785.1	0	0	1	1	0	2	93	0	1
131	98	ODEBRECHT ENGENHARIA & CONSTRUCAO, Sao Paulo, SP, Brazil	2,025.0	1,630.0	561.0	5	0	22	18	0	1	53	0	0
132	134	DANIELI & C. O.M. SPA, Buttrio, Udine, Italy	1,998.6	1,898.5	2,469.2	0	0	0	0	0	100	0	0	0
133	131	THYSSENKRUPP INDUSTRIAL SOLUTIONS, Essen, NRW, Germany	1,986.3	1,869.0	NA	0	0	0	0	0	70	0	0	0
134	149	HITT CONTRACTING INC., Falls Church, Va., U.S.A.	1,971.1	6.6	1,903.5	65	0	0	0	0	0	0	0	35
135	136	NANTONG CONSTRUCTION GROUP CO. LTD., Nantong, Jiangsu, China	1,942.8	179.2	3,412.0	68	9	10	0	0	10	2	0	0
136	118	JACOBS, Dallas, Texas, U.S.A.	1,935.5	874.3	3,204.3	3	4	2	0	0	73	8	10	0
137	132	JAN DE NUL GROUP (SOFIDRA SA), Capellen, Luxembourg	1,931.0	1,917.0	3,763.0	7	0	0	0	4	26	14	0	0
138	166	TATA PROJECTS LTD., Secunderabad, Telangana, India	1,920.9	67.3	4,056.7	16	2	31	1	7	9	31	0	0
139	126	CTCI CORP., Taipei, Taiwan	1,919.9	1,233.3	2,977.7	3	4	25	0	10	52	6	1	0
140	140	CHINA JIANGSU INT'L ECO. & TECHN. COOP. GROUP, Nanjing, Jiangsu, China	1,911.4	494.8	2,886.1	83	0	0	1	0	0	5	0	0
141	159	THE ARAB CONTRACTORS CO. "OSMAN AHMED OSMAN & CO.", Cairo, Egypt	1,901.0	546.0	2,812.0	30	0	1	11	15	1	42	0	0
142	116	BARTON MALOW CO., Southfield, Mich., U.S.A.	1,900.0	71.8	1,950.0	70	25	3	0	0	2	0	0	0
143	143	PER AARSLEFF HOLDING A/S, Viby J, Denmark	1,893.7	545.3	3,009.6	25	15	5	0	15	2	37	0	0
144	**	COLAS INC., Morristown, N.J., U.S.A.	1,871.0	0.0	1,528.0	0	0	0	1	1	0	98	0	0
145	170	TEKFEN CONSTRUCTION AND INSTALLATION CO. INC., Istanbul, Turkey	1,858.0	1,359.0	590.0	4	0	0	0	0	39	57	0	0
146	142	BLACK & VEATCH, Overland Park, Kan., U.S.A.	1,835.8	468.7	152.9	1	0	56	4	6	3	0	0	30
147	151	KBR INC., Houston, Texas, U.S.A.	1,818.0	831.0	NA	0	3	4	0	16	72	3	0	0
148	162	LAYTON CONSTRUCTION CO. LLC, Sandy, Utah, U.S.A.	1,804.2	0.0	1,476.7	97	2	0	0	0	0	0	0	1
149	161	CENGIZ CONSTRUCTION INDUSTRY & TRADE CO. INC., Istanbul, Turkey	1,796.1	148.6	321.0	0	0	0	5	0	1	95	0	0
150	146	GRAHAM, Calgary, Alberta, Canada	1,793.0	308.8	2,805.0	44	10	0	0	17	7	23	0	0

#14

LARSEN & TOUBRO LTD. in March launched L&T-NxT, an in-house digital platform focusing on IoT, virtual and augmented reality and cybersecurity.

RANK 2019	RANK 2018	FIRM	2018 REVENUE		2018 NEW CONTRACTS \$ MIL	GENERAL BUILDING	MANUFACTURING	POWER	WATER SUPPLY	SEWER / WASTE	INDUS. / PETROLEUM	TRANSPORTATION	HAZARDOUS WASTE	TELECOM
			TOTAL	INT'L										
151	144	ELECTRA LTD., Ramat Gan, Israel	1,732.6	128.0	2,116.2	89	0	4	0	1	0	5	0	0
152	158	NORINCO INTERNATIONAL COOPERATION LTD., Beijing, China	1,677.4	833.2	1,168.5	10	3	4	4	0	51	19	0	1
153	156	ARCO CONSTRUCTION COS., St. Louis, Mo., U.S.A.	1,669.0	0.0	2,268.1	100	0	0	0	0	0	0	0	0
154	198	BURNS & MCDONNELL, Kansas City, Mo., U.S.A.	1,667.9	218.9	1,700.0	4	9	51	1	0	28	4	1	1
155	**	SHANDONG ZIJIAN CONSTRUCTION GROUP CO. LTD., Zibo, Shandong, China	1,662.1	177.2	1,108.5	18	9	22	1	32	14	1	2	1
156	160	PETRO. PROJECTS & TECH. CONSULTATIONS CO. - PETROJET, Cairo, Egypt	1,629.7	154.9	1,626.7	2	11	0	0	0	73	11	0	0
157	150	RYAN COS. INC., Minneapolis, Minn., U.S.A.	1,586.0	0.0	2,119.0	98	0	0	0	0	0	0	0	0
158	171	IMPRESA PIZZAROTTI & C. SPA, Parma, Italy	1,555.9	1,021.4	1,801.1	53	0	0	0	3	0	43	0	0
159	**	ABENGOA, Seville, Spain	1,537.9	1,375.7	1,778.8	9	0	69	15	1	0	7	0	0
160	147	DEVCON CONSTRUCTION INC., Milpitas, Calif., U.S.A.	1,537.0	0.0	1,800.0	100	0	0	0	0	0	0	0	0
161	188	SINOPEC ZHONGYUAN PETROLEUM ENG'G LTD., Puyang City, Henan, China	1,500.6	591.8	1,200.5	0	0	0	0	0	100	0	0	0
162	176	POMERLEAU INC., Saint-Georges-de-Beauce, Quebec, Canada	1,493.0	15.0	1,698.0	67	0	10	5	0	0	18	0	0
163	**	CHINA TRIUMPH INTERNATIONAL ENGINEERING CO. LTD., Shanghai, China	1,474.5	424.5	3,137.8	0	0	37	0	0	63	0	0	0
164	164	HOFFMAN CONSTRUCTION CORP., Portland, Ore., U.S.A.	1,450.0	0.0	2,700.0	65	3	0	4	0	0	22	0	5
165	157	VELESSTROY LLC, Moscow, Russia	1,449.8	0.0	2,150.0	3	0	0	0	0	97	0	0	0
166	187	SHAWMUT DESIGN AND CONSTRUCTION, Boston, Mass., U.S.A.	1,440.6	0.0	1,149.9	100	0	0	0	0	0	0	0	0
167	240	APTIM, The Woodlands, Texas, U.S.A.	1,436.3	365.0	2,073.1	3	1	9	2	3	34	2	28	0
168	191	SUNDT CONSTRUCTION INC., Tempe, Ariz., U.S.A.	1,431.5	0.0	NA	49	8	4	9	12	3	15	0	0
169	204	HATHAWAY DINWIDDIE CONSTRUCTION CO., San Francisco, Calif., U.S.A.	1,418.0	0.0	2,422.0	100	0	0	0	0	0	0	0	0
170	247	SINOSTEEL EQUIPMENT & ENGINEERING CO. LTD., Beijing, China	1,394.5	720.0	2,852.8	0	0	0	0	0	100	0	0	0
171	153	TAV CONSTRUCTION, Istanbul, Yesilkoy, Turkey	1,376.0	1,294.7	343.5	14	0	0	0	0	0	86	0	0
172	**	CHINA RAILWAY DESIGN CORP., Tianjin, China	1,360.3	0.0	10,717.2	0	0	0	0	0	0	100	0	0
173	175	MANHATTAN CONSTRUCTION GROUP, Naples, Fla., U.S.A.	1,347.3	1.5	1,316.5	84	0	2	0	0	0	15	0	0
174	155	WALBRIDGE, Detroit, Mich., U.S.A.	1,340.6	93.6	1,685.2	14	70	5	0	0	2	3	0	5
175	178	CONSIGLI BUILDING GROUP INC., Milford, Mass., U.S.A.	1,340.0	0.0	1,507.0	100	0	0	0	0	0	0	0	0
176	182	LEVEL 10 CONSTRUCTION, Sunnyvale, Calif., U.S.A.	1,334.0	0.0	2,580.0	100	0	0	0	0	0	0	0	0
177	192	DAY & ZIMMERMANN, Philadelphia, Pa., U.S.A.	1,321.9	5.7	NA	0	0	100	0	0	0	0	0	0
178	168	MOHAMMED ABDULMOHSIN AL-KHARAFI & SONS WLL, Kuwait City, Kuwait	1,303.7	399.2	1,086.6	57	0	2	8	5	3	11	0	0
179	215	AEGION CORP., St. Louis, Mo., U.S.A.	1,291.0	306.0	1,334.0	1	0	0	3	37	56	1	0	0
180	190	YAPI MERKEZI INSAAT VE SANAYI AS, Istanbul, Turkey	1,283.4	1,161.6	278.9	3	0	0	0	3	0	94	0	0
181	167	THE KOKOSING GROUP OF COS., Westerville, Ohio, U.S.A.	1,282.0	0.0	1,286.0	16	0	13	4	13	9	39	0	0
182	214	AFCOS INFRASTRUCTURE LTD., Mumbai, Maharashtra, India	1,273.0	458.2	2,311.5	0	0	0	20	0	3	72	0	0
183	194	PEPPER CONSTRUCTION GROUP, Chicago, Ill., U.S.A.	1,260.0	0.0	1,357.3	97	0	0	0	0	0	0	1	2
184	**	O'NEIL INDUSTRIES INC., Chicago, Ill., U.S.A.	1,254.0	0.0	361.7	87	8	0	0	0	0	5	0	0
185	**	INFRASTRUCTURE & ENERGY ALTERNATIVES INC., Indianapolis, Ind., U.S.A.	1,252.2	0.0	1,819.6	2	0	55	0	0	2	37	0	0
186	195	PERFORMANCE CONTRACTORS INC., Baton Rouge, La., U.S.A.	1,240.0	0.0	917.0	0	0	5	0	0	95	0	0	0
187	206	NUROL CONSTRUCTION AND TRADING CO. INC., Istanbul, Turkey	1,237.0	510.1	174.9	26	0	1	12	0	0	61	0	0
188	**	ITALIAN-THAI DEVELOPMENT PUBLIC CO. LTD., Bangkok, Thailand	1,233.8	183.6	2,618.7	24	0	3	1	2	8	62	0	1
189	189	CROSSLAND CONSTRUCTION CO. INC., Columbus, Kan., U.S.A.	1,226.0	0.0	1,057.4	80	5	0	7	1	0	6	0	0
190	220	J.T. MAGEN & CO. INC., New York, N.Y., U.S.A.	1,220.3	0.0	889.3	92	0	0	0	0	0	0	0	8
191	228	CHINA ZHONGYUAN ENGINEERING CORP., Beijing, China	1,217.9	1,217.9	NA	0	0	100	0	0	0	0	0	0
192	235	SSANGYONG ENGINEERING & CONSTRUCTION CO. LTD., Seoul, S. Korea	1,214.2	425.1	2,892.6	75	0	0	1	0	2	19	0	0
193	200	MATRIX SERVICE CO., Tulsa, Okla., U.S.A.	1,197.8	52.9	NA	0	0	18	0	0	82	0	0	0
194	**	URBACON TRADING & CONTRACTING WLL, Doha, Qatar	1,182.0	19.1	878.1	49	0	0	6	9	8	20	0	0
195	174	THE BECK GROUP, Dallas, Texas, U.S.A.	1,181.1	71.0	878.2	80	7	0	0	0	0	0	0	12
196	217	DAVID E. HARVEY BUILDERS INC., Houston, Texas, U.S.A.	1,179.0	0.0	822.0	100	0	0	0	0	0	0	0	0
197	**	FORTIS CONSTRUCTION INC., Portland, Ore., U.S.A.	1,155.6	17.1	2,474.2	23	0	0	0	0	0	0	0	77
198	186	BI GROUP, Nur-Sultan (Astana), Kazakhstan	1,144.0	32.0	1,053.0	60	0	16	1	0	0	23	0	0
199	183	BIG-D CONSTRUCTION CORP., Salt Lake City, Utah, U.S.A.	1,135.0	0.0	1,375.0	64	1	0	0	0	7	27	0	1
200	233	MAKYOL INSAAT SANAYI TUR. VE TIC. AS, Istanbul, Turkey	1,135.0	97.0	131.0	0	0	0	0	0	2	98	0	0

RANK 2019	RANK 2018	FIRM	2018 REVENUE \$ MIL		2018 NEW CONTRACTS \$ MIL	GENERAL BUILDING	MANUFACTURING	POWER	WATER SUPPLY	SEWER / WASTE	INDUS. / PETROLEUM	TRANSPORTATION	HAZARDOUS WASTE	TELECOM
			TOTAL	INT'L										
201	181	BAUER AG, Schrobenhausen, Bavaria, Germany	1,123.6	732.3	1,163.5	28	5	16	7	3	13	23	0	4
202	213	ROBINS & MORTON, Birmingham, Ala., U.S.A.	1,115.5	0.0	1,253.0	100	0	0	0	0	0	0	0	0
203	205	SHANGDONG DEJIAN GROUP CO. LTD., Dezhou City, Shandong, China	1,111.9	228.6	2,355.1	71	5	11	0	0	0	5	0	7
204	229	CHINA INTERNATIONAL WATER & ELECTRIC CORP. (CWE), Beijing, China	1,101.2	1,101.2	123.3	0	0	73	9	0	0	17	0	0
205	173	RIZZANI DE ECCHER SPA, Pozzulo del Friuli, Udine, Italy	1,094.8	918.2	240.8	45	0	0	0	0	1	45	0	0
206	193	CHOATE CONSTRUCTION CO., Atlanta, Ga., U.S.A.	1,092.6	0.0	1,385.0	82	18	0	0	0	0	0	0	0
207	208	OKLAND CONSTRUCTION CO., Salt Lake City, Utah, U.S.A.	1,091.6	0.0	1,296.3	84	8	0	0	0	0	5	0	3
208	199	GRAY CONSTRUCTION, Lexington, Ky., U.S.A.	1,090.9	88.1	1,090.9	22	50	0	0	0	29	0	0	0
209	169	ARABIAN CONSTRUCTION CO. SAL, Beirut, Lebanon	1,085.2	1,021.6	706.3	74	0	4	1	0	16	0	0	0
210	179	MAPA INSAAT VE TICARET AS, Ankara, Turkey	1,077.6	519.4	1,310.2	11	1	0	12	0	0	76	0	0
211	210	HUNTER ROBERTS CONSTRUCTION GROUP LLC, New York, N.Y., U.S.A.	1,059.0	0.0	1,103.0	100	0	0	0	0	0	0	0	0
212	**	THE MCSHANE COS., Rosemont, Ill., U.S.A.	1,059.0	0.0	1,376.0	100	0	0	0	0	0	0	0	0
213	201	MESSER CONSTRUCTION CO., Cincinnati, Ohio, U.S.A.	1,057.0	0.0	1,530.0	86	2	0	0	0	8	5	0	0
214	223	CLUNE CONSTRUCTION CO., Chicago, Ill., U.S.A.	1,052.0	0.0	1,350.4	86	0	0	0	0	0	0	0	14
215	207	ANT YAPI INDUSTRY & TRADE INC., Istanbul, Turkey	1,050.7	978.7	1,941.8	87	0	0	0	0	2	11	0	0
216	227	CORE CONSTRUCTION GROUP, Phoenix, Ariz., U.S.A.	1,048.1	0.0	1,165.4	100	0	0	0	0	0	0	0	0
217	218	THE BOLDT CO., Appleton, Wis., U.S.A.	1,041.8	0.0	NA	47	8	18	0	0	26	2	0	0
218	148	HARBIN ELECTRIC INTERNATIONAL CO. LTD., Harbin, Heilongjiang, China	1,040.0	1,040.0	2,190.7	0	0	100	0	0	0	0	0	0
219	**	ZHEJIANG DONGYANG 3RD CONSTR. ENG'G CO, Dongyang, Zhejiang, China	1,039.6	193.8	2,481.2	100	0	0	0	0	0	0	0	0
220	221	STERLING CONSTRUCTION CO. INC., The Woodlands, Texas, U.S.A.	1,037.7	0.0	936.3	26	0	0	4	2	0	60	0	0
221	249	AMES CONSTRUCTION INC., Burnsville, Minn., U.S.A.	1,036.0	0.0	1,011.0	6	0	9	6	2	0	55	0	2
222	202	SALFACORP SA, Santiago, Chile	1,034.0	77.0	714.0	27	0	0	0	0	65	8	0	0
223	245	WORLEYPARSONS LTD. (WORLEY), North Sydney, NSW, Australia	1,025.6	797.5	2,200.6	0	0	5	0	0	93	0	1	0
224	184	POWER CONSTRUCTION CO. LLC, Chicago, Ill., U.S.A.	1,020.0	0.0	910.0	100	0	0	0	0	0	0	0	0
225	185	ENKA INSAAT VE SANAYI AS, Istanbul, Turkey	1,010.5	916.3	2,056.3	31	0	23	0	0	32	14	0	0
226	196	BL HARBERT INTERNATIONAL, Birmingham, Ala., U.S.A.	1,001.2	624.2	1,554.6	93	6	0	1	0	0	0	0	0
227	**	CHINA GEO-ENGINEERING CORP., Beijing, China	998.3	716.9	1,165.2	31	0	1	27	4	2	29	1	0
228	219	CHINA NONFERROUS METAL INDUS. FOR. ENG'G & CONSTR., Beijing, China	989.3	988.6	214.9	0	0	0	7	21	72	0	0	0
229	230	HASKELL, Jacksonville, Fla., U.S.A.	988.1	74.0	NA	19	8	0	0	7	55	11	0	0
230	**	H.A. CONSTRUCTION (HAC), Cairo, Egypt	983.7	38.3	198.7	22	0	21	21	24	9	4	0	0
231	211	IC ICTAS INSAAT SANAYI VE TICARET AS, Istanbul, Turkey	982.9	439.3	NA	38	0	0	0	0	0	62	0	0
232	197	MOSS, Fort Lauderdale, Fla., U.S.A.	982.1	0.2	796.3	72	0	14	0	14	0	0	0	0
233	**	THE CHRISTMAN CO., Lansing, Mich., U.S.A.	971.3	0.0	1,171.7	95	0	1	0	2	0	0	0	1
234	209	CHINA JIANGXI INT'L ECO. AND TECHN. COOP. CO., Nanchang, Jiangxi, China	967.8	911.0	1,635.2	27	0	13	22	0	0	38	0	0
235	216	MIRON CONSTRUCTION CO. INC., Neenah, Wis., U.S.A.	966.1	0.0	NA	66	1	3	0	4	27	0	0	0
236	**	SAULSBURY INDUSTRIES, Odessa, Texas, U.S.A.	963.0	0.0	880.0	0	0	19	0	0	81	0	0	0
237	**	CHINA SINOGY ELECTRIC ENGINEERING CO. LTD., Shanghai, China	956.2	124.1	1,656.1	0	0	100	0	0	0	0	0	0
238	224	THE CONLAN CO., Marietta, Ga., U.S.A.	952.8	0.0	1,154.1	100	0	0	0	0	0	0	0	0
239	236	PJ DICK - TRUMBULL - LINDY PAVING, Pittsburgh, Pa., U.S.A.	951.8	0.0	803.1	38	0	1	0	0	0	54	0	0
240	**	LECHASE CONSTRUCTION SERVICES LLC, Rochester, N.Y., U.S.A.	940.5	0.0	574.0	74	2	3	0	0	16	5	0	0
241	225	WEIHAI INT'L ECONOMIC & TECHNICAL COOP. CO. LTD., Weihai, China	940.1	940.1	1,156.1	61	0	1	14	0	0	24	0	0
242	**	BONATTI SPA, Parma, Italy	936.0	886.0	860.0	6	0	0	0	0	94	0	0	0
243	**	CHINA NATIONAL AERO-TECHNOLOGY INT'L ENG'G CORP., Beijing, China	935.1	811.7	3,372.0	42	0	0	0	2	0	56	0	0
244	**	GE JOHNSON, Colorado Springs, Colo., U.S.A.	924.5	0.0	846.0	95	0	0	0	0	5	0	0	0
245	244	GARNEY HOLDING CO., Kansas City, Mo., U.S.A.	920.4	0.0	498.6	0	0	0	62	38	0	0	0	0
246	238	ALSTON CONSTRUCTION, Sacramento, Calif., U.S.A.	910.0	0.0	776.0	100	0	0	0	0	0	0	0	0
247	**	HERZOG CONTRACTING CORP., St. Joseph, Mo., U.S.A.	898.0	59.0	1,521.0	0	0	0	0	1	0	99	0	0
248	248	F.A. WILHELM CONSTRUCTION CO. INC., Indianapolis, Ind., U.S.A.	897.5	0.0	500.0	52	9	3	0	6	27	2	0	0
249	241	VCC LLC, The Colony, Texas, U.S.A.	895.0	0.0	636.0	100	0	0	0	0	0	0	0	0
250	**	ADOLFSON & PETERSON CONSTRUCTION, Minneapolis, Minn., U.S.A.	893.0	0.0	1,650.0	99	0	0	0	0	1	0	0	0

2019 Global Sourcebook Directory

AUSTRALIA

Aurecon

William Cox, Mr
Level 8, 850 Collins Street
Melbourne, Victoria 3008
Australia
+61399753000
www.aurecongroup.com

Cardno Ltd.

Ian Ball, CEO & Managing Director
Level 11, Green Square Tower North, 515 St Pauls Terrace
Fortitude Valley, Queensland 4006
Australia
+61 7 3369 9822
www.cardno.com

CIMIC GROUP Ltd.

Michael Wright, CEO and MD
LEVEL 25, 177 PACIFIC HIGHWAY
North Sydney, NSW 2060
Australia
+61 2 9925 6000
www.cimic.com.au

DRA Global Ltd.

Wray Carvelas, CEO
Level 8, 256 Adelaide Terrace
Perth 6000
Australia
+61861635926
www.draglobal.com

GHD

Ashley Wright, CEO
133 Castlereagh St
Sydney, NSW 2000
Australia
+61 2 9239 7100
www.ghd.com

Lendlease

Stephen B. McCann, Group CEO & Managing Director
(Executive Director)
Level 14, Tower Three, International Towers Sydney,
Exchange Place, 300 Barangaroo Avenue
Barangaroo, NSW 2000
Australia
+612 9236 6111
https://www.lendlease.com/

Peddle Thorp & Walker Pty. Ltd.

Yan Li, General Manager

Level11 88 PHILLIP ST
Sydney, NSW 2000
Australia
61 2 9232 5877
www.ptw.com.au

WorleyParsons Ltd. (Trading as Worley)

Andrew Wood, CEO
Street address Level 17, 141 Walker Street
North Sydney, NSW 2062
Australia
+61289236866
http://www.worleyparsons.com

AUSTRIA

ILF Consulting Engineers

Klaus Lässer, CEO
Feldkreuzstrasse 3
Rum/Innsbruck 6063
Austria
+43 / 512 / 2412 - 0
www.ilf.com

PORR AG

Karl-Heinz Strauss, CEO
Absberggasse 47
Vienna 1100
Austria
0043506260
www.porr-group.com

STRABAG SE

Thomas Birtel, Dr.
Donau-City-Straße 9
Vienna 1220
Austria
+43 1 22422-0
www.strabag.com

BAHRAIN

Projacs International Co. BSC

Mr. Ashraf AlGarf, CEO
Office 607, 6th Floor, Entrace 2, Manama Center, PO Box
21674
Manama
Bahrain
+973-17228066
www.projacs.com

SSH

Matt Squires, CEO
41 Floor, Almoyat Tower, Al Seef District

2019 Global Sourcebook Directory

Manama 18699
Bahrain
+ 973 175 80 758
www.sshic.com

BELGIUM

Arcadis NV
Peter Oosterveer, CEO
Gustav Mahlerplein 97-103
Amsterdam 1082MS
Belgium
+31 202011011
www.arcadis.com

BESIX
Rik Vandenberghe, CEO
100, avenue des communautés
Brussels 1200
Belgium
+32 2 402 62 11
www.besix.com

TPF SA
Thomas Spitaels, CEO
Avenue de Haveskercke 46
Brussels B-1190
Belgium
+3223701970
www.tpf.eu

Tractebel
Olivier Biancarelli, CEO
Boulevard Simon Bolivar 34-36
Brussels 1000
Belgium
+3227739911
www.tractebel-engie.com

BRAZIL

Odebrecht Engenharia & Construcao
Fabio Januario, CEO
Rua Lemos Monteiro 120
São Paulo, SP 05501-050
Brazil
<https://www.odebrechtengenharia.com/>

CANADA

Aecon Group Inc.
Jean-Louis Servranckx, President & CEO
20 Carlson Court
Toronto, Ontario M9W 7K6

Canada
416-297-2600
www.aecon.com

EllisDon Corp.
Geoff Smith, CEO and President
1004 Middlegate Road
Mississauga, Ontario L4Y1M4
Canada
9058968900
www.ellisdon.com

Graham
Grant Beck, President & CEO
10840 27th Street SE
Calgary, Alberta T2Z 3R6
Canada
403-570-5000
www.grahambuilds.com

Hatch Ltd.
J Bianchini, CEO
2800 Speakman Drive
Mississauga, Ontario L5K 2R7
Canada
9058557600
www.hatch.com

LEA Group of Cos.
Pinaki Roychowdhury, CEO
625 Cochrane Drive, 9th Floor
Markham, Ontario L3R 9R9
Canada
1-905 470 0015
www.lea.ca/lea-group

Pomerleau Inc.
Pierre Pomerleau, President, CEO and board of directors
521 6e Avenue
Saint-Georges-de-Beauce, Québec G5Y 0H1
Canada
418-228-6688
www.pomerleau.ca

SNC-Lavalin Inc.
Neil Bruce, President and CEO
455 René-Levesque Blvd West
Montréal, Québec H2Z 1Z3
Canada
514-393-8000
www.snclavalin.com

Stantec Inc.
Gord Johnston, President and CEO

2019 Global Sourcebook Directory

Suite 400, 10220 - 103 Ave NW
Edmonton, Alberta T5J 0K4
Canada
949-923-6000
www.stantec.com

WSP

Alexandre L'Heureux, President and CEO
1600 Rene-Levesque W. - 11th floor
Montreal, Quebec H3H1P9
Canada
514-340-0046
www.wsp.com

CHILE

Salfacorp SA

Fernando Zúñiga Ziliani, Gerente General Corporativo
Avenida Presidente Riesco 5335, Floor 11, Las Condes
Santiago
Chile
56 2 2902 0000
www.salfacorp.com

CHINA

Aedas

Keith Griffiths, Chairman and Global Design Principal
31/F One Island East, 18 Westlands Road, Quarry Bay
Hong Kong 00000
China
+852 2861 1728
www.aedas.com

Anhui Construction Engineering Group Co. Ltd.

yun Zhao, Chairman
459#, Huangshan Road
Hefei, Anhui 230001
China
86-551-62887169
www.aceg.com.cn

Anhui Foreign Economic Construction (Group) Co. Ltd.

Jiang Qingde, Chairman
No. 28th, Dongliu Road
Hefei, Anhui 230001
China
86-551-63492574
www.afecc.com

Arcplus Group PLC

Hua Zhang, President
258 Shimen Er Road

Shanghai 200041
China
+86 21 52524567
www.arcplus.com.cn

Beijing Construction Engineering Group Co. Ltd.

Fan Jun, Charirman of the Board
1 Guanglian Road, Xicheng District
Beijing 100055
China
0086-10-63927899
http://bcegi.bcegc.com

Beijing Uni-construction Group Co. Ltd.

Wang Dongyu, General Manager

Beijing 100101
China
86 1084837321
http://www.bucc.cn

Beijing Urban Construction Group Co. Ltd.

Chen Daihua, Chairman of the Board

Beijing 100088
China
8610-62091551
www.bucg.com

CCDI

Shipeijie, General Manager
A4 Building,78 Lane,1688 North GuoquanRoad, Shanghai,
P.R.China, 200438
Shanghai 200438
China
86-21-61803001
www.ccdi.com.cn

CGCOC Group Co. Ltd.

Ji, Weimin, President
F17, Tower A, North Star Century Center, Building 2,
Courtyard8, Beichen West Road, ChaoYang District
Beijing 100101
China
861084373600
www.cgcoc.com.cn

Changjiang Institute of Survey Planning Design and Research

Mr. Niu Xinqiang, Academician of Chinese Academy of
Engineering
No. 1863, Jiefang Ave.
Wuhan, Hubei 430010
China

2019 Global Sourcebook Directory

86-27-82927515
www.cjwsjy.com.cn

China Aluminum International Engineering Corp. Ltd.

Wu Jianqiang,
Bldg C, #99 Xingshikou Rd., Haidian Dist.
Beijing 100093
China
(8610)82406888
www.chalieco.com.cn

China Bengbu International Technology & Economic Cooperation Ltd. CBITEC

Liu Ziqiang, Chairman
47th Fl, IFC, #18 Meishan Rd., Shushan Dist.
Hefei City, Anhui 230000
China
86 0551-67118002
www.cbitec.cn

China Chengda Engineering Co. Ltd.

Liu Yiheng, Chairman of the Board
No.279 Middle Section, Tianfu Avenue
Chengdu, Sichuan 610041
China
0086-28-65530658
www.chengda.com

China Communications Construction Group Ltd.

Qitao Liu, Chairman

Beijing
China

China Dalian International Economic & Technical Cooperation Group Co. Ltd.

Zhu Ming Yi, CEO
#219, Huanghe Rd., Xigang Dist.
Dalian, Liaoning 116011
China
(86) 411-83780401
www.china-cdig.com

China Design Froup Co. Ltd.

LIU Peng, MR.
9 ZIYUN BLVD.,QINHUI DISTRICT
Nanjing, Jiangsu 210014
China
0086-25-88018888
www.cdg.com.cn

China Electric Power Equipment And Technology Co. Ltd.

Jia Zhiqiang, Chairman
No. 8 Nanheng East St., Xicheng Dist.
Beijing 100052
China
86-010-63412099
http://www.cet.sgcc.com.cn

China Energy Engineering Corp. Ltd.

Wang Jiangping, Chairman of the board
Building 1, No.26,Xidawang Road ,Chaoyang District
Beijing 100022
China
86-10-59099999
www.ceec.net.cn

China Gansu Int'l Corp. for Economic and Technical Coop'n

Li Jianjun, Deputy General Manager
No.575 East Xijing Road
Lanzhou, Gansu 730050
China
86 931 2659950
www.cgicop.com

China General Technology (Group) Holding Co. Ltd.

Lu Yi Min, Gm Of Genertec
Genertec Plaza, #9 ,Xisanhuan Zhong Lu, Feng Tai Dist.
Beijing 100055
China
86 10 63348999
www.genertec.com.cn

China Geo-Engineering Corp.

Sun Jinhong, President
92, Xiangshan South Rd., Haidian Dist.
Beijing 100093
China
86 010-82408500
www.chinageo.com.cn

China Henan International Cooperation Group Co. Ltd.

Wang Jianxin, Name [Mr. Wang Jianxin]
Title [Chairman of the Board; President
No. 11 Dongming Road
Zhengzhou, Henan 450004
China
86 371 66385599
www.c-chico.com

China International Water & Electric Corp. (CWE)

Li Li, President

2019 Global Sourcebook Directory

CWE Mansion, No.3 Liupukang Street,Xicheng Distirct
Beijing 100120
China
86-10-59302288
www.cwe.cn

China Jiangsu Int'l Eco. and Techn. Cooperation Group Ltd.

Bin Wang, Chairman of the Board
5 West Beijing Road
Nanjing, Jiangsu 210008
China
86-25-83277713
http://www.zjgj.com

China Jiangxi International Eco. and Techn. Cooperation Co. Ltd.

Xu Guojian, Xu Guojian
#1198 Fenghezhong Ave., Honggutan
Nanchang, Jiangxi 330038
China
86-791-86373154
www.cjic.cn

China Metallurgical Group Corp.

Guo Wenqing, President
Room 3521, MCC Tower, No.28 Shu guang xi li,
Chaoyang Dist.
Beijing 100028
China
8610-59869999
www.mcc.com.cn

China National Aero-Technology International Engineering Corp.

Suo Shuhe, President & Legal Representative

Beijing 100101
China
86 10 64994386
www.catic-eng.com

China National Chemical Engineering Group Corp. Ltd.

Dai Hegen, Chairman
CNCEC Bldg 2 Dongzhimennei St., Dongcheng Dist.
Beijing 100007
China
86-10-59765670
www.cncec.com.cn

China National Complete Plant Import & Export Group Corp. Ltd.

LIU Yan, Chairman of Board

No. 9#, Xibinhe Road, Andingmen
Beijing 100011
China
86-10-84759043
www.complant.com

China National Machinery Industry Corp.

Zhang Xiaolun, President
3 Danling Street, Haidian District
Beijing 100080
China
010-82688794
www.sinomach.com.cn

China Nonferrous Metal Industry's Foreign Engineering and Construction Co. Ltd.

Qin Junman,
NFC Building, 10 Anding Road, Chao Yang District
Beijing 100029
China
86-10-84427766
www.nfc.com.cn

China Petroleum Engineering Co. Ltd.

Bai Yuguang, Chairman
Hengyi Tower, No. 5 Anding Road, Chaoyang District
Beijing 100029
China
0086-10-63596922
cpec.cnpc.com.cn

China Railway Construction Corp. Ltd.

Chen Fenjian, Chairman
40 Fuxing Road
Beijing 100855
China
86 1052689700
www.crcc.cn

China Railway Design Corp.

Liu Weiqun, Chairman of the Board
109, DongQi Road, Airport Economic Zone
Tianjin 300308
China
[86-22-60373106
www.crdc.com

China Railway Group Ltd.

Zongyan ZHANG, President
69, Fuxing Rd., Haidian Dist.
Beijing 100039
China
86 10 51877636
www.crec.cn

2019 Global Sourcebook Directory

China Shandong Int'l Economic&Technical Cooperation Group Ltd.

Deng Wen Hua, Chairman
#8 North Longao Rd.
Jinan, Shandong
China
86 053181185007
www.china-csi.com.cn

China Sinogy Electric Engineering Co. Ltd.

Lin Gang, General manager

Shanghai 200061
China
86-21-60837777]
www.cseec.cn

China State Construction Engineering Corp. Ltd.

Guan Qing, Chairman
CSC Fortune Int'l Center, Bldg 3, #5, Anding Rd.,
Chaoyang Dist.
Beijing 100029
China
0086-10-86498658
www.cscec.com

China Triumph International Engineering Co. Ltd.

Jian'an Sun,
27F, Zhongqi Building, No. 2000, North. Zhongshan Road
Shanghai 200333
China
86)21-52916280
www.ctiec.com

China United Engineering Corp. Ltd.

Guo Weihua, Chairman
1060 Binan Rd., Binjiang District
Hangzhou, Zhejiang 310052
China
0571-81185493
www.chinacuc.com

China Wu Yi Co. Ltd.

Lin Zengzhong, Chairman of Board
Unit 1, 4/F Zhi Di Plaza, # 89, Wu Si Rd.
Fuzhou, Fujian Prov. 350003
China
86-591-83170100
www.chinawuyi.com.cn

China Zhongyuan Engineering Corp.

Yang Chaodong, Chairman of the Board

Beijing 100044
China
86-10-68146733
www.czec.com.cn

Chongqing International Construction Corp.

Zhou Fanming, Chairman of the board
No.80, XingGuang Rd., New North Zone
Chongqing 401121
China
86-23-63076568
www.cico.com.cn

CITIC Construction Co. Ltd.

Chen Xiaojia, Chairman
27/F Tower BTYG Center, C2 Dongsanhuan Beilu,
Chaoyang Dist.
Beijing 100027
China
86-10-59660133
www.ccc.citic.com

Dongfang Electric Corp.

Zou Lei, President
18 Xixin Ave., High-tech Zone West Park
Chengdu, Sichuan 611731
China
86 28 87898660
www.dongfang.com.cn

Harbin Electric International Co. Ltd.

GUO YU, President
No.1299 Chuangxinyi Road, Songbei Dist.
Harbin, Heilongjiang 150028
China
86 451 58591905
www.china-hei.com

Hunan Road & Bridge Construction Group Co. Ltd.

Yang Hongwei, Chairman of the Board
No.239, South Shaoshan Road
Changsha, Hunan 410004
China
86-731-85590461
www.hnrb.cn

Jianglian Heavy Industry Group Co. Ltd.

Ding Jie, Chief Executive
999, 4th Aixihu Rd., High-Tech Industrial Dev't Zone
Nanchang, Jiangxi 330096
China
86-791-85206968
www.jlianco.com

2019 Global Sourcebook Directory

Jiangsu Nantong Sanjian Construction Group Co. Ltd.

Huang Yuhui, President
No.131 Shishan Road
Haimen, Jiangsu 226100
China
86-513-82315208
www.ntsjs.cn

Jiangsu Provincial Construction Group Co. Ltd.

Qiu Tianqing, CEO
No.99 Yunlongshan Rd.
Nanjing, Jiangsu 210000
China
86 025-87753180
www.jpcec.com

Jiangsu Zhongnan Construction Industry Group Co. Ltd.

Jinshi Chen, Chairman of the Board

Haimen City, Jiangsu 226100
China
13862907080
http://zcb.zhongnangroup.cn

Jiangxi Water and Hydropower Construction Co. Ltd.

Zhangzhouping, Executive director
Xinghe International, No.778,Hongcheng Rd
Nanchang, Jiangxi 330000
China
86 0791-86659813
www.jxszchina.cn

JSTI Group

Dapeng Li, president
No.8 East Funchunjiang Road, Jianye Distinct
Nanjing, Jiangsu 210019
China
(0086)13851649737
www.jsti.com

Longxin Construction Group Co. Ltd.

Chen Zuxin, Chairman
No. 1 East Beijing Rd.]
Haimen, Jiangsu 226100
China
86-513-82212425
www.lxgroup.cn

Nantong Construction Group Co. Ltd.

Zhang Xiangyang, President
136 Duanjiaba Rd.
Nantong, Jiangsu 226006

China
86-513-89089796
www.ntjgit.com

Norinco International Cooperation Ltd.

Wang Yitong, Chairman of the Board
NORINCO International Plaza, NO.6 Zhengda
Road,Shijingshan District
Beijing 100040
China
86-010-68137641
www.norinco-intl.com

Power Construction Corp. of China

Yan ZhiYong, CEO
22, Chegongzhuang West Road, Haidian District
Beijing 100048
China
86-10-58382390
http://en.powerchina.cn

Qingjian Group Co. Ltd.

Wu Shuyi, CEO

Qingdao, Shandong 266071
China
86-532-88258892
http://www.cnqc.com

Shaanxi Construction Engineering Group Co. Ltd.

Zhang Yi Guang, Chairman
#199 North St.
Xi'an, Shaanxi 710003
China
86-13892815206
www.shxi-jz.com

Shandong Electric Power Engineering Consulting Institute Corp. Ltd.

Wang Lei Ming, Chairman
106 Minziqian Road
Jinan, Shandong 250013
China
86-531-85182063
www.sdepci.com

Shandong Kerui Petroleum Equipment Co. Ltd.

Haitao Wang, CEO
233 Nan'er Road
Dongying City, Shandong 257067
China
0546-6081888-6610
www.keruigroup.com

2019 Global Sourcebook Directory

Shandong Luqiao Group Co. Ltd.

Zhou Xinbo, Chairman of the Board
No.330, Jingwu Road,
Jinan, Shandong 250021
China
86 531 81262660
www.sdluqiao.com

Shandong Zijian Construction Group Co. Ltd.

Xia Shuqiang, General Manager
#53 Xingyuan East Rd., Zhangdian Dist.
Zibo, Shandong 255000
China
86 0533-2287656
www.zj1949.com

Shandong Dejian Group Co. Ltd.

JinHaiYang, Chairman of the board
De jian Building, Sanba East Road
Dezhou City, Shandong 253000
China
0534-2266250
www.cnsddj.com

Shanghai Construction Group Co. Ltd.

Xu Zheng, Chairman of the Board
No.666, East Daming Road
Shanghai 200080
China
8621-55885959
www.scg.com.cn

Shanghai Urban Construction (Group) Corp.

ZHOU Wenbo, CEO
No.1099 Wanping Rd. Xuhui District
Shanghai 200032
China
86-21-58301000
www.stec.net

Shanxi Construction Investment Group Co. Ltd.

Bo Sun, Chairman of the Board
No.9 Xinjian Road, Yingze Dist.
Taiyuan, Shanxi 030002
China
86-15035121219;
www.sxcig.com

Shenyang Yuanda Aluminum Industry Engineering Co. Ltd.

Li Hongren, CEO
20, Street No. 13, Economic & Technological
Development Zone
Shenyang, Liaoning 110027

China
86-24 25273613
<http://www.yuandacn.com>

Sichuan Road and Bridge (Group) Co. Ltd.

Xiong Guobin, Chairman
Chengdu, Sichuan 610041
China
86 15196614639
www.scrbg.com

Sinoma International Engineering Co. Ltd.

Xia Zhiyun,
No. 16 Wangjing North Rd., Chaoyang Dist.
Beijing 100020
China
86 1064399057
www.sinoma.com.cn

Sinomine Resource Group Co. Ltd.

Wang Pingwei, President
Beijing 100089
China
86 010-58815531
www.nfmec.com

Sinopec Engineering (Group) Co. Ltd.

Xiang Wenwu, Exec. Director/President
Bldg 8, Shenggujiayuan, Shenggu Middle Rd., Chaoyang
Dist.
Beijing 100029
China
86-10-56730600
www.segroup.cn

Sinopec Zhongyuan Petroleum Engineering Ltd.

Chen Weiguo, CEO
277# Zhongyuan Road
Puyang City, Henan 457001
China
86-393-4824402
<http://www.zpebint.com>

Sinosteel Equipment & Engineering Co. Ltd.

Pengcheng Lu, Senior Engineer
Sinosteel Plaza, 8 Haidian St., Haidian
Beijing 100080
China
86-10-62688188
<http://mecc.sinosteel.com>

TBEA Co. Ltd.

2019 Global Sourcebook Directory

Huang Hanjie, Director and President
189 South Beijing Road, Changji
Xinjiang 831100
China
86 994 6553079
www.tbea.com

Tongji Architectural Design (Group) Co. Ltd.
Wang Jian, Director & General Manager
No.1230 Siping Road
Shanghai 200092
China
+86-21-6598778
www.tjad.cn

**Weihai International Economic & Technical
Cooperative Co. Ltd.**
Zhang Shicheng, Chairman of the Board
#16 Tongyi Road
Weihai 264200
China
86-631-5288518
www.wietc.com

Wong Tung & Partners Ltd.
Mr Alex LAU, Managing Director
18/F, No. 14 Taikoo Wan Road, Taikoo Shing, Hong Kong
Hong Kong
China
(852) 2803 9888
www.wongtung.com

XPCC Construction & Engineering (Group) Co. Ltd.
Ma ChaoGang, General Manager
No.113, Xinming Road
Urumqi, Xinjiang 830092
China
86-991-2639625
http://www.xbjg.com

Yanjian Group Co. Ltd.
Tang Bo, President
No. 100 Nan Hong St.
Yantai, Shandong 264000
China
86-535-6636260
www.yanjian.com.cn

**Yantai International Economic & Technical
Cooperation Group Co. Ltd.**
GONG ZHAOJIAN, GENERAL MANAGER
NO.18,BAOYUAN ROAD,LAISHAN DISTRICT
Yantai, Shandong 264003
China

86-535-6910819
www.yietcc.com

**Yunnan Construction and Investment Holding Group
Co. Ltd.**
Chen Wenshan, Chairman of the Board

Kunming, Yunnan 650501
China
86-871-67455064
http://www.ynjg.com

**Zhejiang Communications Construction Group Co.
Ltd.**
Shao Wennian, Director of Board
Qianjiang Bldg, # 2031, Jiangling Rd., Binjiang Dist.
Hangzhou, Zhejiang 310051
China
86 188 1488 7979
www.zjjtgc.com

Zhejiang Construction Investment Group Co. Ltd.
Defa Shen, Chairman of the Board
52 West Wensan Road
Hangzhou 310013
China
86-571-88390741
www.cnzgc.com

**Zhejiang Dongyang Third Construction Engineering
Co. Ltd.**
Lou Zhengwen, Chairman Of The Board
No.1 Zhenxing Road
Dongyang, Zhejiang 322100
China
86 0579-86633708
www.dy3j.com

Zhongding International Engineering Co. Ltd.
Hu Lijian, President
No.18 GaoXin Er Rd.,
Nanchang City, Jiangxi 330096
China
86-0791-88117581
www.ziec-e.com

Zhongmei Engineering Group Ltd.
Zhang Mingfeng, President
#1177 Jiulong Ave., Xin Jian Dist.
Nanchang, Jiangxi 330001
China
86-791-85210079
http://www.jxzhongmei.com

2019 Global Sourcebook Directory

DENMARK

COWI A/S

Lars-Peter Søbbye, CEO
 Parallevej 2
 Kongens Lyngby DK-2800
 Denmark
 +45 5640 0000
 www.cowi.com

Per Aarsleff Holding A/S

Jesper K. Jacobsen, General Manager
 Hasselager Allé 5
 Viby J 8260
 Denmark
 +45 8744 2222
 www.aarsleff.com

Ramboll Group A/S

Jens-Peter Saul, CEO
 Hannemanns Alle 53
 Copenhagen 2300
 Denmark
 +45 5161 1000
 www.ramboll.com

EGYPT

AAW Consulting Engineers

Hassan Al Maraashly, CEO
 37 Babel St. Dokki
 Giza 12311
 Egypt
 +20237617737
 www.aaw.com.eg

AMG Al Amar Consulting Group SA

Wahid Michel, President & CEO
 20 Street 302, New Maadi
 Cairo P.O Box 50, Sakr Koraish, Maadi 11931
 Egypt
 +20- 2 - 2517 76 70 -5
 www.alamargroup.com

The Arab Contractors Co. Osman Ahmed Osman & Co.

Eng. Mohamed Mohsen Salah, President and CEO
 34 Adly Street, Downtown
 Cairo 11511
 Egypt
 23925480
 www.arabcont.com

Distance Studio Consultants

Marwan Kamal, CEO
 26 Gezeirt El Arab Street
 Giza 11211
 Egypt
 (+202)3301478
 www.distancestudio.com

ECG Engineering Consultants Group

Mohamed Abd El Moneim, President & CEO
 Building 2, Block 10, Elsefarat District
 Nasr City 11765
 Egypt
 0020223524740
 www.ecgsa.com

EHAF Consulting Engineers

Mohamed Fahmy, Senior Vice President
 5 Abdel Rahman Hussein Street, Mohandesseen,
 Giza 12311
 Egypt
 +20237601099
 www.ehaf.com

Engineering for the Petroleum & Process Industries (Enppi)

Eng. Alaa Hegazy, Chairman & CEO
 1(A), Ahmed El Zomor st, 8th District, Nasr City
 Cairo 11361
 Egypt
 +202 22762137
 www.enppi.com

H.A. Construction (HAC)

Mohamed Eldahshoury, CEO
 5 Yehia Zakaria St., Sheraton Heliopolis, Cairo, Egypt
 Cairo 11361
 Egypt
 +201066060583
 www.hassanallam.com

The Petroleum Projects and Technical Consultations Co. - PETROJET

Waleed Lotfy, CEO & Managing Director
 Plot 21~26 – Sector 1, City Center, 5th Settlement, New
 Cairo
 Cairo 11835
 Egypt
 002 26734000
 www.petrojet.com.eg

Power Generation Engineering and Services Co. (PGESCO)

Sherin Mosbeh, General Manager
 41 Al Salam Avenue, Central District

2019 Global Sourcebook Directory

New Cairo, Cairo 11835
Egypt
+20226185545 - +20226186700
www.pgesco.com

Sabbour Consulting

Omar Sabbour, Engineer
4-4a Ramlet Bolaq St.
Cairo 11311
Egypt
+20225792082
www.sabbour.com

FRANCE

Artelia

CLOCHERET Benoît, CEO
47, avenue de Lugo
Choisy le Roi 94600
France
+33476334000
www.arteliagroup.com

Assystem

Stéphane Aubarbier, CEO
9/11 allée de l'Arche
Courbevoie 92 671
France

www.assystem.com

BOUYGUES

Martin Bouygues, Chairman and CEO
32 Avenue Hoche
Paris 75378 Cedex 08
France
33 1 44 20 10 00
www.bouygues.com

Egis

JACHET, Nicolas, Chairman & CEO
15 Avenue du Centre CS 20538 - Guyancourt
Saint-Quentin-en-Yvelines 78286
France
+33 (0)1 39 41 40 00
www.egis-group.com

Eiffage

Benoît de Ruffray, Chairman and CEO
3-7 place de l'Europe
Vélizy-Villacoublay 78140
France
+33(0)1 34 65 89 89
www.eiffage.com

SETEC

Michel KAHAN, CEO -President
Immeuble Central Seine, 42- 52 quai de la Rapée
Paris 75012
France
+33 1 82 51 68 00
www.setec.fr/en

Systra

Pierre Verzat, CEO
72 rue Henry Farman
Paris 75015
France
+33 1 40 16 61 00
<https://www.systra.com/fr/>

VINCI

Xavier Huillard, Chairman and CEO
1 cours Ferdinand de Lesseps
Rueil-Malmaison, Hauts-de-Seine 92500
France
01 47 16 35 00
www.vinci.com

GERMANY

Bauer AG

Arnulf Christa, Dipl.-Ing.
BAUER Strasse 1
Schrobenhausen, Bavaria 86529
Germany
+498252971185
www.bauer.de

CES Consulting Engineers Salzgitter GmbH

Dr.-Ing. Ralf Meyerhoff, Managing Director
Nordstr.23
Braunschweig, Lower Saxony 38106
Germany
+49531317040
www.ces.de

Dorsch Holding GmbH

Olaf Hoffmann, CEO
Frankfurt Airport Center 1 Hugo-Eckener-Ring Geb.,
Frankfurt am Main
Frankfurt 243, HBK 43 60549
Germany
+49 (0) 69 130257-0
www.dorsch.de

Ed. Züblin AG

Dr. Alexander Tesche, Member of the Board

2019 Global Sourcebook Directory

Albstadtweg 3
Stuttgart 70567
Germany
+49 711 7883 9333
www.zueblin.de

Fichtner Group

Georg Fichtner, President/CEO
Sarweystr. 3
Stuttgart 70191
Germany
+49 711 89950
www.fichtner.de

H.P. Gauff Ingenieure GmbH & Co. KG-JBG

Dieter B. Gauff, Strategy and Financial Manager
Berner Str. 45
Frankfurt, Hessen 60437
Germany
+49 69 5000 8 0
www.gauff.com

HOCHTIEF Aktiengesellschaft

Marcelino Fernández Verdes, CEO
Opernplatz 2
Essen, NRW 45128
Germany
492018240
www.hochtief.de

Thyssenkrupp Industrial Solutions

Marcel Fasswald, CEO
thyssenkrupp Allee 1
Essen, NRW 45143
Germany
+49 201 844 0
www.thyssenkrupp-industrial-solutions.com

GREECE

Associated Consulting Engineers

Hani Hakim, Chairman
FRANGOKLISIAS STREET 4
Athens, Amarousion 15125
Greece
+30 2106105090
www.ace-intl.com

Consolidated Contractors Group

Wael S. Khoury, Chairman
62B KIFISSIAS AVE., MAROUSSI
Athens, Attica 15110
Greece
+30 210 6182000

WWW.CCC.NET

MYTILINEOS SA

Evangelos Mytilineos, Chairman & Managing Director
Artemidos 8, Maroussi
Athens 15125
Greece
+30 2102709200
www.mytilineos.gr

Salfo and Associates SA

IOANNIS FOTEINOS, MANAGING DIRECTOR
11 Vouliagmenis Avenue
Athens 116 36
Greece
+30 210 9210080
www.salfo.gr

INDIA

Afcons Infrastructure Ltd.

Mr. S. Paramasivan, Managing Director
Afcons House, 16 Shah Industrial Estate, Veera Desai Rd,
Azad Nagar, P.O. Box. 11978, Andheri (W),
Mumbai, Maharashtra 400053
India
+912267191100
www.afcons.com

IRCON International Ltd.

S.K. CHAUDHARY, CMD
C-4, DISTRICT CENTRE, SAKET
New Delhi 110017
India
91-11-29565666
www.ircon.org

Larsen & Toubro Ltd.

S. N. Subrahmanyam, CEO & Managing Director
979, Mount Poonamallee Road
Chennai, Tamil Nadu 600089
India
02266965441
www.larsentoubro.com

Shapoorji Pallonji & Co. Pvt. Ltd.

M D Saini, CEO
A-70 Nagnindas Master Road ,Fort
Mumbai, Maharashtra 400023
India
+91 22 67490000
www.shapoorji.in

TATA Consulting Engineers Ltd.

2019 Global Sourcebook Directory

Amit Sharma, Managing Director
Matulya Centre A Ist Floor, 249, Senapati Bapat
Marg, Lower Parel (West),
Mumbai, Maharashtra 400708
India
+ 91 22 6114 8181
<https://www.tce.co.in>

Tata Projects Ltd.
Vinayak K Deshpande, Managing Director
1-7-80 to 87 Prenderghast Road,
Secunderabad, Telangana 500003
India
+91-4066238801
www.tataproyects.com

IRELAND

DPS Group
Frank Keogh, CEO
4 Eastgate Avenue, Eastgate Business Park, Little Island
Cork T45X265
Ireland
+353217305000
www.dpsgroupglobal.com

Nicholas O'Dwyer Ltd.
Richard Crowe, Managing Director
Unit E4 Nutgrove Office Park
Dublin
Ireland
35312969000
www.nodwyer.com

PM Group
Dave Murphy, CEO
Killakee House, Belgard Square
Dublin D24 XFW2
Ireland
+353 1 4040700
www.pmgroupp-global.com

ISRAEL

Electra Ltd.
Itamar Deutscher, CEO
2 J'botinsky st.
Ramat Gan, Israel 5250501
Israel
972-3-7535700
www.electra.co.il

Shikun & Binui S.B.I. Infrastructure Ltd.
Eng. Mussa Nakhla, Managing Director

1A Ha-Yarden St.
Airport City 7010000
Israel
972 732837356
www.shikunbinui.com

ITALY

3TI Progetti
ALFREDO INGLETTI, ENGINEER
lungotevere vittorio gassman 22
Rome 00179
Italy
+390655301518
www.3tiprogetti.it

Ansaldo Energia SpA
Giuseppe Zampini, CEO
Via N. Lorenzi, 8
Genova 16152
Italy
39-010-6551
<http://www.ansaldoenergia.com>

bonatti spa
GHIRELLI PAOLO, ENG
via nobel 2a
Parma 43122
Italy
+3905216091
www.bonatti.it

Danieli & C. O.M. SpA
Gianpietro Benedetti, Chairman
Via Nazionale 41
Buttrio, Udine 33042
Italy
+3904321958763
www.danieli.com

DBA Group SpA
Raffaele De Bettin, Mr.
Viale Felissent 20/d
Viollorba (TV) 31020
Italy
+39 0422 318811
www.dbagroup.it

Geodata Engineering SpA
Piergiorgio GRASSO, Member of BoD & Principal
Engineer
CORSO BOLZANO 14
Torino 10121
Italy

2019 Global Sourcebook Directory

+390115810611
www.geodata.it

Ghella SpA

Giandomenico Ghella, Chairman
via Pietro Borsieri, 2a
Rome 00195
Italy
+39 06 456031
www.ghella.com

ICM SpA

Alberto Liberatori, CEO
Viale dell'Industria 42
Vicenza 36100
Italy
+390444336111
www.gruppoicm.com

Impresa Pizzarotti & C. SpA

GIORGIO CASSINA / CORRADO BIANCHI /
MICHELE PIZZAROTTI, FOREIGN CEO /
DOMESTIC CEO / CORPORATE CEO
VIA ADORNI, 1
Parma 43121
Italy

www.pizzarotti.it

IRD Engineering Srl

Paolo Orsini, Managing Director
Lungotevere Delle Navi 30
Rome 00196
Italy
+390697611271
www.irdeng.com

Italconsult SpA

Antonio Bevilacqua, CEO
Via di Villa Ricotti 20
Rome 00161
Italy
0039 064417321
www.italconsult.com

Italferr SpA

Aldo Isi, CEO
via Vito Giuseppe Galati 71
Rome 00155
Italy
+39 0649751
www.italferr.it

Itinera SpA

MASSIMO MALVAGNA, CIVIL ENGINEER
Via Mario Balustra, 15
Tortona 15057
Italy
01318691
<https://www.itinera-spa.it/>

Maeg Costruzioni Spa

Alessio Ortolan, Legal representative
via G. Toniolo n.40
Vazzola, Italy
Italy
0039 0438 441558
<https://www.maegspa.com/it>

Maire Tecnimont

Pierroberto Folgiero, Mr
Via Gaetano de Castilla 6/A
Milan 20124
Italy
+39263137603
www.mairetecnimont.com

Manens-Tifs SpA

GIORGIO FINOTTI, ENGINEER
Corso Stati Uniti 56
Padova, Italy 35127
Italy
0039 049 8705110
www.manens-tifs.it

NET Engineering International SpA

SUSANI STEFANO, ENGINEER
Via Belle Putte 34/B
Rubano (PD) 35030
Italy
+39.0429787111
<https://www.net-italia.com/>

Proger SpA

UMBERTO SGAMBATI, MR
VIA VALADIER 42
Rome 00193
Italy
003906448771
www.proger.it

Rizzani de Eccher SpA

Marco de Eccher, Chairman
Via Buttrio, 36
Pozzulo del Friuli, Udine 33050
Italy
+39 0432 6071
<http://www.rizzanideccher.com/>

2019 Global Sourcebook Directory

Salini Impregilo SpA

Pietro Salini, CEO
Via del Missaglia 97
Milan 20142
Italy
39 0244422111
www.salini-impregilo.com

SICIM SpA

GUIDO CAGNANI, CEO
VIA CONSOLATICO SUPERIORE 96/98
Busseto 43011
Italy
+390524930211
www.sicim.eu

SPEA Engineering SpA

Antonino Galatà, Mr
VIA ALBERTO BERGAMINI, 50
Rome 00159
Italy
00390643637068
www.spea-engineering.it

Studio Ing. G. Pietrangeli Srl

GIORGIO PIETRANGELI, MANAGING DIRECTOR
VIA CICERONE 28
Rome 00193
Italy
+39 06 3210880
www.pietrangeli.com

JAPAN

Chiyoda Corp.

Masaji Santo, President & CEO
4-6-2, Minatomirai, Nishi-ku
Yokohama, Kanagawa 220-8765
Japan
045-225-7734
<https://www.chiyodacorp.com/en/>

CHODAI Group

Yasuji NAGAYA, President
1-20-4 Nihonbashi, Kakigara-cho, Chuo-ku
Tokyo 103-0014
Japan
81 3 3639 3301
www.chodai-group.com

Hazama Ando Corp.

Masato Fukutomi, Representative Director and President
6-1-20, Akasaka, Minato-Ku

Tokyo 107-8658
Japan
0362343640
www.ad-hzm.co.jp

JGC Corp.

Masayuki Sato, Representative Director, Chairman and CEO
2-3-1, Minato Mirai nishi-ku
Yokohama, Kanagawa 220-6001
Japan
+81-45-682-8026
<https://www.jgc.com/en/>

Kajima Corp.

Yoshikazu Oshimi, President, Representative Director
3-1, Motoakasaka 1-chome, Minato-ku
Tokyo 107-8388
Japan
81-3-5544-1111
<https://www.kajima.co.jp/>

Kinden Corp.

Yukikazu Maeda, President
2-1-21, Kudan Minami, Chiyodaku
Tokyo
Japan
81-3-5210-7103
www.kinden.co.jp

Maeda Corp.

Soji MAEDA, President
2-10-2 Fujimi, Chiyoda-ku
Tokyo 102-8151
Japan
+81 3 3222 0855
www.maeda.co.jp

Nihon Suido Consultants Co. Ltd.

Kazunori Mayama, CEO & President
6-22-1, Nishi-shinjuku, Shinjuku-ku
Tokyo 163-1122
Japan
+81-3-5323-6260
<http://en.nissuicon.co.jp/>

Nippon Koei Group

Haruhiko KANAI, Director and Managing Executive Officer
14-6 Kudankita 1 Chome Chiyoda-ku
Tokyo 102-8539
Japan
+81 3 5276 3596
<http://www.n-koei.co.jp/english/index.html>

2019 Global Sourcebook Directory

Obayashi Corp.

Kenji Hasuwa, Representative Director
Shinagawa Intercity Tower B,2-15-2, Konan, Minato-ku
Tokyo 108-8502
Japan
81-3-5769-1111
www.obayashi.co.jp/en

Oriental Consultants Global - Oriental Consultants Holdings Co. Ltd.

Hidenori Nozaki, President
3-12-1, Honmachi, Shibuyaku
Tokyo 151-0071
Japan
81-3-6311-6641
<https://www.oriconhd.jp/english/>

Pacific Consultants Co. Ltd.

Tomoyuki SHIGENAGA, President and Representative Director
3-22 Kanda- Nishikicho, Chiyoda-ku
Tokyo 101-8462
Japan
+81-3-6777-3001
<https://www.pacific.co.jp/e/>

Padeco Co. Ltd.

Yuichiro Motomura, President/CEO
6-17-19 Shinbashi, Minato-ku
Tokyo 105-0004
Japan
+81-3-5733-0855
<https://www.padeco.co.jp/en/>

Penta-Ocean Construction Co. Ltd.

Takuzo Shimizu, President, CEO & Representative Director
2-8, Koraku 2-chome, Bunkyo-ku
Tokyo 112-8576
Japan
+81-3-3817-7181
www.penta-ocean.co.jp

Shimizu Corp.

Yoichi Miyamoto, Chairman of the Board & Representative Director
2-16-1, Kyobashi,
Tokyo 104-8370
Japan
03-3561-1111
<https://www.shimz.co.jp/>

Sumitomo Mitsui Construction Co. Ltd.

Hideo Arai, President & CEO
2-1-6 Tsukuda, Chuo-ku,
Tokyo 104-0051
Japan
'+81-3-4582-3171
<https://www.smcon.co.jp/en/contact/>

Taisei Corp.

Mr. Yoshiyuki Murata, President and CEO
1-25-1, Nishi-Shinjuku, Shinjuku-ku
Tokyo 163-0606
Japan
+81-3-5381-5332
<https://www.taisei.co.jp/english/>

Takenaka Corp.

Toichi Takenaka, Honorary Chairman of the Board
1-13, 4-choume, Honmachi, Chuo-ku
Osaka
Japan
81-3 6810-5140
<https://www.takenaka.co.jp>

Yachiyo Engineering Co. Ltd.

Shigemitsu Demizu, President
CS Tower, 5-20-8, Asakusabashi, Taito-ku
Tokyo 11-8648
Japan
<https://www.yachiyo-eng.co.jp/e>

JORDAN

Arabtech Jardaneh

Bisher Jardaneh, Executive Managing Director
Bld #3, Tabasheer 5, 7th Circle, Amman, Jordan
Amman 11191
Jordan
0096265857167
<http://www.aj-group.com/>

Consolidated Consultants Group

Said Abujaber, Chairman
Al-Mutanabi Street
Amman 11183
Jordan
+96264612377
www.group-cc.com

Dar Al Omran

Anas C. Sinno, Managing Partner- Founder
IBRAHIM AL KHALDI ST.
Amman 11194
Jordan
+9625604200

2019 Global Sourcebook Directory

<http://www.daralomran.com/>

Engicon

Tarek Zuriekat, CEO
127 Ahmad Bin Hanbal Street
Amman 11190
Jordan
+962 6 4602120
www.engicon.com

KAZAKHSTAN

BI Group

Aidyn Rakhimbayev, Chairman of the Board of Directors
52a Mangilik Yel, BC Noble
Nur-Sultan (Astana) 010000
Kazakhstan
+7 (7172) 360-360
<http://company.bi.group/en/>

KUWAIT

Combined Group Contracting Co. (K.S.C.)

Sulaiman Al Marouf, CEO
Block 2 Building 284
Kuwait City 4819 Safat 13049
Kuwait
+965 22254545
www.cgc-kw.com

KEO International Consultants

Donna Sultan, President and CEO
P. O. Box 3679 Safat 13037
Kuwait City 13037
Kuwait
+965 2461 6000
www.keoic.com

Mohammed Abdulmohsin Al-Kharafi & Sons WLL

Mr. Loay Al-Kharafi, CEO
P.P. Box 886 Al-Kharafi Tower, Plot 21A, Hamed Al-Sagar Street, Qibla,
Kuwait City 13009
Kuwait
00965 22323300
www.makharafi.net

LEBANON

Contracting & Trading Co. C.A.T.

AZIZ BASSOUL, CEO
C.A.T. Bldg., Al Azr Street, Saifi Quarter, P.O. Box 11-1036
Beirut 1107 2070

Lebanon
9611440400
www.catgroup.net

Khatib & Alami

Najib Khatib, CEO and Chariman
14-6203
Beirut 1105-2100
Lebanon
961-1-843843
www.khatibalami.com

SETS

Eng. Fadi Darwish, Co-Founder and CEO
Hamra Square, Bloc A, 2nd Floor, Hamra Main Street
Beirut 20344605
Lebanon
+961-1-755411
www.setsintl.net

LUXEMBOURG

Jan De Nul Group (Sofidra SA)

Mr. ir. J.P.J. De Nul, Director Jan De Nul Group
34-36 Parc d'Activités Capellen
Capellen 8308
Luxembourg
+352 39 89 11
www.jandenul.com

NEW ZEALAND

Beca Group Ltd.

Greg Lowe, CEO
21 Pitt Street
Auckland 1041
New Zealand
+64 9 300 9000
www.becca.com

PAKISTAN

National Engineering Services Pakistan (Pvt.) Ltd. (NESPAK)

Dr. Tahir Masood, Managing Director
NESPAK House, 1-C, Block-N, Model Town Extension,
P.O. Box 1351
Lahore, Punjab 54700
Pakistan
+92-42-99090000, 99232261-74
www.nespak.com.pk

PORTUGAL

2019 Global Sourcebook Directory

Mota-Engil

Gonçalo Moura Martins, CEO
Rua Mário Dionísio, 2, Linda-a-Velha
Lisbon 2799-557
Portugal
+351 214 158 576
www.mota-engil.com

PCG Profabril Consulplano Global SA

ILIDIO DE AYALA SERODIO, GROUP PRESIDENT
AV. GAGO COUTINHO 74
Lisbon PT-1700-031
Portugal
+351-218459470
www.profabril.com

QATAR

Urbacon Trading & Contracting Wll

Salim A. Jarrar, CEO
LUSAIL OFFICE TOWER 1, COM 39
Doha P.O. BOX 201184
Qatar
+974 4429 2220
www.urbacon-intl.com

RUSSIA

AD Konut Insaat Makina Elektrik Taahhut Ticaret Ltd. Sti

Mehmet Rauf Aykut, Executive Director
Kizilirmak Sok: 63/41 Liderler Ishani
Ankara 06420
Russia
+90 541 726 07 06
www.mkstroy.com

Velesstroy LLC

Penic Zlatko, General director
2nd Tverskaya-Yamskaya, 10
Moscow 125047
Russia
+74952760683
www.velesstroy.com

SOUTH KOREA

Daelim Industrial Co. Ltd.

Sangwoo Kim, Vice Chairman
146-12, Susong-Dong, Jongno-Gu
Seoul 110732
S. Korea
+82-2-2011-7114
www.daelim.co.kr

Daewoo Engineering & Construction Co. Ltd.

Hyung Kim, President & CEO
75, Saemunan-ro, Jongno-gu
Seoul 03182
S. Korea
+82-2-2288-3114
www.daewooenc.com

Dohwa Engineering Co. Ltd.

Young-Yoon Kim, Chairman
#438 Samseong-ro, Gangnam-gu, Seoul, Korea
Seoul 06178
S. Korea
+82-2-6323-3000
www.dohwa.co.kr

GS Engineering & Construction

Forest Lim, President
Gran Seoul, 33 Jong-ro, Jongro-gu
Seoul 03159
S. Korea
82-2-2154-1114
www.gsenc.com/en

HanmiGlobal

Kim, Jong Hoon, CEO & Chairman
36, Teheran-ro 87-gil, Gangnam-gu
Seoul 06164
S. Korea
+82-2-3429-6300
http://www.hmglobal.com

Hanwha Engineering&Construction

Kwangho Choi, CEO(President)
24, Yeoui-daero, Yeongdeungpo-gu, Seoul, Republic of
Korea
Seoul 07320
S. Korea
82-2-2055--5344
www.hwenc.co.kr

Hyundai Engineering & Construction Co. Ltd.

Dong-Wook Park, President / CEO
Hyundai Bldg., 75, Yolgok-ro, Jongno-gu
Seoul 03058
S. Korea
+82 2 746 5522
http://en.hdec.kr

Hyundai Engineering Co. Ltd.

Kim, Chang-hag, President & CEO
Yulgok-ro 75, Jongno-gu
Seoul 03058

2019 Global Sourcebook Directory

S. Korea
+82-2-2134-1808
www.hec.co.kr

KEPCO Engineering & Construction Co. Inc.

LEE, Bae-Soo, President & CEO
269 Hyeoksin-ro
Gimcheon-si, Gyeongsangbuk-do 39660
S. Korea
+82-54-421-3114
www.kepco-enc.com

Korea Engineering Consultants Corp.

Sang Min Lee, President & CEO
21, Sangilro 6-Gil, Gangdong-Gu
Seoul 05288
S. Korea
+82-2-2049-2801
www.kecc.co.kr

Kunhwa Engineering & Consulting Co. Ltd.

Chung, Cho Hwa, Chairman and CEO
321, Teheran-ro, Gangnam-gu
Seoul 06151
S. Korea
+82269387516
www.kunhwaeng.co.kr

Lotte Engineering & Construction Co. Ltd.

HA, SUK JOO, CEO
29, JAMWON-RO 14-GIL, SEOCHO-GU
Seoul 06515
S. Korea
+82-2-3483-4739
<http://www.lottecon.co.kr/eng/>

POSCO Engineering & Construction

YOUNG-HOON LEE, President
POSCO E&C Tower 1, 31, Yeosu-Gu, Songdo-Dong
Incheon 406-732
S. Korea
82-32-748-2114
<http://www.poscoenc.com>

Pyunghwa Engineering Consultants Ltd.

Jae Won, Kwon, Chairman
601, T-tower, 194, Munhwa-ro, Naju-si, Jeollanam-do
Jeollanam-do
S. Korea
+82 31 420 7998
<http://www.pec.kr/>

SAMOO Architects & Engineers

Do Kwon, Park, President

1077, Cheonho-daero, Gangdong-gu
Seoul 05340
S. Korea
+82.2.2184.5424
www.samoo.com

Samsung C&T Corp.

YOUNGHO LEE, President & CEO
Tower B, 26, Sangil-ro 6-gil, Gangdong-gu
Seoul 05288
S. Korea
82-2-2145-5114
www.secc.co.kr

Samsung Engineering Co. Ltd.

Sung An Choi, President/CEO
SAMSUNG GEC, Sangil-ro 6gil 26, Gangdong-gu
Seoul 05288
S. Korea
82 2 2053 3000
<http://www.samsungengineering.com>

SK E&C

Jae Hyun, Ahn, President & CEO
32 Insadong 7-gil, Jongro-gu
Seoul 03149
S. Korea
+82 2 3700 7114
www.skec.com

Ssangyong Engineering & Construction Co. Ltd.

S. Joon Kim, Chairman & CEO
299 Olympic-ro, Songpa-gu
Seoul 05510
S. Korea
+82-2-3433-7114
www.ssyenc.com/en

Yooshin Engineering Corp.

Lak Il Sung, President
8, Yeoksam-ro 4-gil, Gangnam-gu
Seoul
S. Korea
+82-2-6202-0127
www.yooshin.co.kr

Zuhair Fayeze Partnership Consultants

AbdulAziz M. Al Assaf, CEO
6409 King AbdulAziz Road, Ar Rabea District
Riyadh 13316-2711
Saudi Arabia
00966-11-4048484
www.zfp.com

2019 Global Sourcebook Directory

SERBIA

Energoprojekt Holding plc

Stojan Colakov, CEO
Bulevar Mihaila Pupina 12, PO Box 20
Belgrade 11070
Serbia
38111 3101030
www.energoprojekt.rs

SINGAPORE

Meinhardt Group International

Omar Shahzad, Group CEO
Level 12, 501 Swanston St.
3000
Singapore
61 3 8676 1200
www.meinhardtgroup.com

Surbana Jurong Private Ltd.

Heang Fine WONG, Group CEO
168 Jalan Bukit Merah Connection One #01-01
150168
Singapore
+6562481288
www.surbanajurong.com

SPAIN

Abengoa

Gonzalo Urquijo Fernández de Araoz, Chairman
C/ Energía Solar, 1. Palmas Altas
Seville 41014
Spain
+34954937000
www.abengoa.com

Acciona Infrastructure

Luis Castilla Camara, Mr
Avda de Europa, 18
Alcobendas, Madrid 28108
Spain
+34916631143
www.acciona.com

ACS, Actividades de Construcción y Servicios SA

Marcelino Fernandez Verdes, CEO
Avenida de Pío XII 102
Madrid 28036
Spain
+34913439200

www.grupoacs.com

AYESA

Jose Luis Manzanares Abasolo, CEO
Marie Curie, 2
Seville 41092
Spain
+34 95446 70 46
www.ayesa.com

Empresarios Agrupados

Javier Perea, CEO
Magallanes 3
Madrid 28015
Spain
+34913098000
www.empresariosagrupados.es

FCC SA

Pablo Colio Abril, CEO
Avda. Camino de Santiago, 40
Madrid 28050
Spain
+34 91 757 32 47
www.fcc.es

Ferrovial

Iñigo Meirás, CEO
Principe de Vergara, 135
Madrid 28013
Spain
+34915862455
www.ferrovial.com

IDOM

Luis Rodriguez, President
Avenida Zarandoa No.23
Bilbao, Bizcaia 48015
Spain
34 944797600
www.idom.com

Ingeniería Y Economía Del Transporte SME MP SA (Ineco)

Carmen Librero, President
Paseo de la Habana nº 138
Madrid 28032
Spain
0034 91 4521200 ext 6070
www.ineco.com

Obrascon Huarte Lain SA

José Antonio Fernández Gallar, Consejero Delegado del
Grupo OHL

2019 Global Sourcebook Directory

Torrespacio. Paseo de la Castellana, 259 D
Madrid 28046
Spain
(+34) 91 348 41 00
www.ohl.es

SACYR

Manuel Manrique, Chairman and CEO
Pº CASTELLANA 83
Madrid 28046
Spain
+34915455000
www.sacyr.com

Sener Ingeniería y Sistemas SA

Jorge Unda Malcorra, CEO
Avda. Zugazarte, 56
Las Arenas (Getxo), Bizcaia 48930
Spain
+34944817500
www.sener.es

Técnica y Proyectos SA (TYPSA)

Pablo Bueno Tomás, President
Gomera nº 9, San Sebastian de los Reyes
Madrid 28703
Spain
(+34) 91 7227300
www.tyrsa.com

Tecnicas Reunidas

JUAN LLADÓ, VICE CHAIRMAN CEO
Arapiles 13
Madrid 28015
Spain
34 91 592 03 00
https://www.tecnicasreunidas.es/

Vepica Grupo Internacional

Miguel Bocco, CEO
Calle Diputación, Nº 301. Principal 1
Barcelona, Cataluña 08009
Spain
+582128228000
www.vepica.com

SWEDEN

AF Poyry

Jonas Gustavsson, CEO and President
Frösundaleden 2
Stockholm
Sweden SE-169-99
46 10 505 00 00

www.afconsult.com

Skanska AB

Anders Danielsson, CEO
Warfvings väg 25
Sweden 112 74
www.skanska.com
46-10-448 00 00

Sweco

Åsa Bergman, President and CEO
Gjörwellsgatan 22
Stockholm
Sweden 112-60
www.swecogroup.com
46 8 695 60 00

TAIWAN

CTCI Corp.

John Yu, Chairman
89, Sec. 6, Zhongshan N. Rd.
Taipei 11155
Taiwan
(886) 2-2833-9999
www.ctci.com

THAILAND

Italian-Thai Development Public Co. Ltd.

Mr. Premchai Karnasuta, President
2034/132-161 ItalThai Tower, New Petch Buri Road,
Bangkapi, Huaykwang
Bangkok 10310
Thailand
+66 2716 1600
www.itd.co.th

THE NETHERLANDS

Bilfinger Tebodin

Niels van Rhenen, CEO
Laan van Nieuw Oost-Indië 25
The Hague, Zuid-Holland 2500 BA
The Netherlands
+31 88 996 70 00
www.tebodin.bilfinger.com

Fugro NV

M. Heine, CEO
Veurse Achterweg 10
Leidschendam 2260 AA
The Netherlands
+31 70 311 1422

2019 Global Sourcebook Directory

www.fugro.com

Royal BAM Group nv
Rob van Wingerden, CEO
Runnenburg 9
Bunnik 3981 AZ
The Netherlands
+31 30 659 89 88
www.bam.com

Royal Boskalis Westminster NV
P.A.M. Berdowski, Dr.
PO Box 43
Papendrecht 3350 AA
The Netherlands
+31786969000
www.boskalis.com

Royal HaskoningDHV
Erik Oostwegel, Mr
Laan 1914 35
Amersfoort 3818 EX
The Netherlands
+31 88 3482000
www.royalhaskoningdhv.com

Van Oord
Pieter van Oord, CEO
Schaardijk 211
Rotterdam, Zuid-Holland 3063 NH
The Netherlands
+31 (0)88 8260000
www.vanoord.com

TUNISIA

STUDI International
Mohamed BEN YOUSSEF, CEO
28, Rue de l'île de Zembretta, Les Jardins du Lac, Lac II
Tunis 1053
Tunisia
+21670021000
www.studi.com.tn

TURKEY

**AE Arma-Elektropanc Electromech. Industry Eng'g
Contr. & Tade Inc.**
Burak Caglan Kizilhan, CEO
Fulya Ma. Vefa Deresi Sok. No. 11 Sisli
Istanbul 34394
Turkey
9.0212275548e+11
www.arma-elektropanc.com

Alarko Contracting Group
Ayhan Yavrucu, CEO
Dikilitas Mah. Emirhan Cad. Barbaros Plaza Is Merkezi
No: 113/C Kat:2 Besiktas
Istanbul 34349
Turkey
00902129535700
www.alsimalarko.com.tr

Anel Elektrik Proje Taahhüt Tic. AS
Executive Board
Anel Is Merkezi Saray Mah. Site Yolu Cad. No: 5/4
Ümraniye
Istanbul 34768
Turkey
+90 216 636 20 00
www.anelgroup.com

Ant Yapi Industry & Trade Inc.
Kadir Tokman, Chairman
Saray Mah Akcakoca Cad No 11
Istanbul 34768
Turkey
+902166306767
www.antiyapi.com

Bayburt Group
Abdurrahman Senturk, Chair of Board
Anittepe Mah. Isik Sok. No. 20
Ankara, Cankaya 06580
Turkey
+90 312 229 08 08
www.bayburtgrup.com.tr

Calik Enerji Sanayi ve Ticaret Anonim Sirketi
Onur Yücekal, General Manager
Buyukdere Cad No 163 Zincirlikuyu Sisli
Istanbul 34384
Turkey
+905497432584
www.calikenerji.com

Cengiz Construction Industry & Trade Co. Inc.
Mehmet Cengiz, CEO-Chairman
Altunizade Mah. Kisikli Cad. No:37 Uskudar
Istanbul 34662
Turkey
+902165545300
www.cengiz.com.tr

Dekinsan Grup Insaat AS
Fuat Tastan, general director
Gölgeli sokak no:21 G.O.P Çankaya

2019 Global Sourcebook Directory

Ankara 06700
Turkey
+90 312 230 38 52
www.dekinsan.com.tr

Dogus Insaat ve Ticaret AS
Mr. Tolga AKKAS, CEO
Ruzgarlibahce Mahallesi Cumhuriyet Caddesi No 2,
Kavacik Beykoz
Istanbul 34810
Turkey
+902165381500
www.dogusinsaat.com.tr

Enka Insaat ve Sanayi AS
Mehmet Tara, President & Chairman of the Executive
Committee
Balmumcu Mahallesi, Zincirlikuyu Yolu No:10
Istanbul 34349
Turkey
0090-212-376-1000
www.enka.com

Eser Contracting
Ilhan Adiloglu, President and CEO
T.Gunes Bulv Cezayir Cad 718. Sk No.14
Ankara 06550
Turkey
90 312 408 00 00
www.eser.com

**Esta Insaat Sanayi Lojistik ve Dis Ticaret Anonim
Sirketi**
ERDAL GUNER, CEO
Acibadem Mahallesi Cecen Sokak No:27 Kapi No:1
Istanbul 34660
Turkey
+902166810037
www.estacons.com

Euro Consult for Engineering Consultancy
Tarik Kabo, ENGR.
Maslak Mah. Atatürk Oto Sanayi 55. Sok. No:2. Maslak 42
A Blok D:273 Sarryer
Istanbul 34398
Turkey
+90(212)2444625
www.euroconsult.com

GAMA
Omer Tuncata, Chairman of the Board
Gama Binasi Nergis sok. no: 9 Sogutozu
Ankara 06520
Turkey

+903122484200
www.gama.com.tr

Gap Insaat Yatirim Ve Dis Ticaret AS
Sadettin Korkmaz, General Manager
Büyükdere Cad. No:163 Esentepe - Zincirlikuyu
Istanbul 34394
Turkey
+902123065000
www.gapinsaat.com

Gülermak
Kemal Guleryuz, Chairman of the Board
Konya Yolu 23.km No:11
Ankara, Golbasi 06830
Turkey
+903124841489
www.gulermak.com.tr

Gurbag Group
CEVDET EVGAR, CIVIL ENGINEER
Fevzi Çakmak 1.Sokak No:6/13
Ankara 06440
Turkey
00903122310389
www.gurbag.com

IC Ictas Insaat Sanayi Ve Ticaret AS
FIRAT CECEN, board chairman
Merkez Mah. Silahsor Cad. No:42 34380 Bomonti - Sisli /
Istanbul
Istanbul 34380
Turkey
90 212 338 71 00
www.ictas.com.tr

ILK Construction
Selami Erdogan, Arif Yesiltepe, CEO
Yenisehir Mah. Arif Sk. No:2 Atasehir
Istanbul 34779
Turkey
+902164555544
www.ilkconstruction.com

Kayi Insaat Sanayi ve Ticaret AS
Alpaslan KORKMAZ, CEO
Gazeteciler Sitesi Yazarlar Sokak No:21 Esentepe/SISLI
Istanbul 34394
Turkey
+902123709200
www.kayi.com.tr

Kolin Insaat Turizm Sanayi ve Ticaret AS
Naci Kologlu, Chairman of the Board

2019 Global Sourcebook Directory

Horasan Sokak No:14 06700 GOP
Ankara 06700
Turkey
+90 312 447 17 00
www.kolin.com.tr

Kur Insaat AS
Ruhi Tankal, CEO
1391. sok No:5 Balgat
Ankara 06520
Turkey
+90 312 285 22 44
www.kur.com.tr

Kuzu Grup
Ozen KUZU, Mr
Kuzu Plaza, Yesilkoy Cd. No:19 Florya
Istanbul 34153
Turkey
+90 212 663 26 66
www.kuzugrup.com

Limak Insaat Sanayi Ve Ticaret AS
Feyiz Genc, Board Member
HAFTA SOKAK NO:9 GOP CANKAYA
Ankara 06700
Turkey
+903124468800
www.limak.com.tr

MAKYOL Insaat Sanayi Tur. ve Tic. AS
Oguz SAGIROGLU, General Manager - Financial Affairs
Tepecik Caddesi Melodi Sokak ITÜ Konutlari E Blok
34337 Etiler
Istanbul 34337
Turkey
+902123514161
www.makyol.com.tr

Mapa Insaat ve Ticaret AS
Mehmet Nazif Günel, Chairman
Ugur Mumcu Cad. No:88 GOP
Ankara 06700
Turkey
903124363000
www.mng.com

MBD Insaat Sanayi ve Ticaret Anonim Sirketi
Huriye DEMIRCAN SEZER, Board Member
Asagi Öveçler Mahallesi 1314. Cadde No:20/1
Çankaya
Ankara 06460
Turkey
+90 (312) 472 78 30

www.mbdinsaat.com

Nata Insaat Turizm Tasimacilik Tic. Ve San. AS
Namik Tanik, Chairman
Plevne Mah. Catalca Sok. No:238 Sincan
Ankara 6930
Turkey
+90530 400 38 50
www.nataholding.com

NKY Architects and Engineers
Birhan Emre Yazici, CEO
Lizbon Cad. No:49
Ankara, Cankaya 06460
Turkey
903122903095
www.nky.com.tr

Nurol Construction and Trading Co. Inc.
Bülent Erdogan, Board Member
Nurol Plaza, Büyükdere Caddesi, No:255, Maslak, Sariyer
Istanbul 34485
Turkey
+90 212 286 80 10
www.nurolconstruction.com

Onur Taahhüt Tasimacilik Insaat Ticaret ve Sanayi AS
IHSAN ÇETINCEVİZ, VICE PRESIDENT
ILKBAHAR MAH. 612. SOK. NO: 12 06550 CANKAYA
Ankara 06550
Turkey
+ 90 312 491 96 96
www.onurgroup.com

Ozkar Insaat Sanayi ve Ticaret AS
Yasin Özdoğan, General Manager
Asagi Öveçler Mah. 1328.Sok. No:18 Çankaya
Ankara 06460
Turkey
+903124727520
www.ozdogan.com.tr

Polat Yol Yapı San. ve Tic. AS
SAMİL POLAT, VICE CHAIRMAN, GENERAL
MANAGER
UZUNCAYIR YOLU CD. NO:6
HASANPASA/KADIKOY
Istanbul 34722
Turkey
+902163250686
www.polatyol.com

Renaissance Construction
Hüseyin Avni Akvardar, Mr./Global CEO

2019 Global Sourcebook Directory

Refik Belendir Sokak No:110/3 Yukari Ayranci, Çankaya
Ankara 6540
Turkey
+90 312 840 1000
www.rencons.com

STFA Construction Group

Aslan Uzun, CEO
STFA Is Merkezi, Yesil Vadi Sok. No.3
Istanbul 34752
Turkey
00902165789650
www.stfa.com

Summa Turizm Yatirimciligi AS

SELIM BORA, PRESIDENT
27 ARALIK SOK. NO:3, CANKAYA
Ankara 06690
Turkey
+903124413747
www.summa.com.tr

Su-Yapi Engineering and Consulting Inc.

Ali Canoglu, General Manager
Mustafa Kemal Mah. 2128. Sok. No:6
Ankara, Cankaya 06530
Turkey
+903124413226
www.suyapi.com.tr

Taca Insaat ve Ticaret AS

Tolga Akkurt, CEO
Koybasi Caddesi No:63 Yenikoy / Sariyer
Istanbul 34464
Turkey
+90 212 280 09 40
www.taca.com.tr

TAV Construction

M. SANI SENER, PRESIDENT & CEO
TAV HEADQUARTERS ISTANBUL ATATURK
AIRPORT INT. TERMINAL, YESILKOY
Istanbul, Yesilkoy 34149
Turkey
+90 212 463 30 00
www.tavconstruction.com

Tekfen Construction and Installation Co. Inc.

Mr. Levent Kafkasli, President, Contracting Group
Tekfen Tower, Buyukdere Cad. No: 209
Istanbul
Turkey
+902123593500
www.tekfenconstruction.com

Tekfen Engineering Inc. Co.

Fatih Can, President
Premier Kampus Ofis, Gursel Mahallesi Imrahor Caddesi
B Blok. No:29 Kat:3 34400 Kagithane / Istanbul /
TURKEY
Istanbul 34400
Turkey
(+90.212) 357 03 03
http://www.tekfenmuhendislik.com

Temelsu International Engineering Services Inc.

Göktug Sirel, General Manager
Yildizevler 721. Sokak No:6 Cankaya
Ankara 06550
Turkey
+90 312 442 47 20
www.temelsu.com.tr

Tepe Insaat Sanayi AS

Orhan Koral, Board of Directors, Chairman
Beytepe Koyu Yolu No.5 Bilkent
Ankara 06800
Turkey
+90 312 2665800
www.tepe.com.tr

Ustay Yapi Taahhut ve Ticaret AS

Murat Ustay, GENERAL MANAGER
AHI EVRAN CAD. NO21 POLARIS PLAZA K.11
Istanbul 34398
Turkey
+902123460112
www.ustay.com

Yapi Merkezi Insaat ve Sanayi AS

Mustafa Basar ARIOGLU, Chairman of the Board
Haci Recit Pasa Sokak No: 4a, Üsküdar
Istanbul 34676
Turkey
+90 216 321 90 00
www.ym.com.tr

Yenigun Construction Industry and Commerce Inc.

Fikret Yenigün, CEO
Birlik Mah. 488. sok no:7 Çankaya
Ankara
Turkey
90 212 282 20 310
www.yenigun.com.tr

Yuksel Insaat Co. Inc.

Emin Sazak, President
SOGUTOZU CAD. 14/A, BESTEPELER

2019 Global Sourcebook Directory

Ankara 6560
Turkey
+90 312 284 2545
WWW.YUKSEL.NET

Yüksel Proje Uluslararası AS

Celal AKIN, Chairman
Birlik Mahallesi 450. Cadde, No:23 Çankaya
Ankara 06610
Turkey
00903124957000
www.yukselproje.com.tr

Zafer Taahhut Insaat ve Ticaret AS

M. Necati Yagci, President
HATIR SOKAK NO:20 GAZIOSMANPASA,
CANKAYA
Ankara 06700
Turkey
+90 312 447 0070
WWW.ZAFER.COM.TR

UNITED ARAB EMIRATES

Arabian Construction Co. SAL

Maher Merehbi, CEO
Gefinor Centre, Block C, Floors 1 & 2, P.O Box 114-5175
Beirut 114-5175
U.A.E.
+961 1 355910
www.accsal.com

Architecture & Planning Group

Mr. Yasser Sharawy, CEO -KSA, Dubai, Al Ain
#502, Al Masoud Tower, Hamdan Street
Abu Dhabi 2833
U.A.E.
+971 2 6333022
www.apgarch.com

Dar Group

Talal k Shair, Chairman and CEO
Dar Al-Handasah Consultants Shair and Partners Holdings
LTD-DIFC, Office N0.2401, Index Tower
Dubai P.O. Box: 506855
U.A.E.
+97143060000
www.dargroup.com

Dewan Architects + Engineers

Ammar Al Assam, CEO
Office 401B, Building 5, Dubai Design District
Dubai 60990
U.A.E.

0097142402010
www.dewan-architects.com

Orascom Construction PLC

Osama Bishai, CEO
Officd 301-303, Gate Village 1, Dubai International
Financial Center
Dubai 507031
U.A.E.
+971 4 318 0900
www.orascom.com

Shaker Group

Ismail Shaker, CEO
P.O. Box 112888
Dubai 112888
U.A.E.
01019441490
www.shakergroup.com

UNITED KINGDOM

Arup

Alan Belfield, Group Chair
13 Fitzroy Street
London W1T 4BQ
U.K.
020 7636 1531
www.arup.com

Mott MacDonald

Keith Howells, Chairman
Mott MacDonald House, 8-10 Sydenham Road
Croydon, Surrey CR0 2EE
U.K.
+44 (0)20 8774 2000
www.mottmac.com

Petrofac Ltd.

Ayman Asfari, Group Chief Executive
44 Esplanade, St Helier
Jersey, Channel Islands JE49WG
U.K.
+44 20 7811 4900
www.petrofac.com

TechnipFMC

Doug Pferdehirt, CEO
One St.Paul's Churchyard
London EC4M 8AP
U.K.
+33147782400
https://www.technipfmc.com/

2019 Global Sourcebook Directory

Wood

Robin Watson, CEO
15 Justice Mill Lane
Aberdeen, Scotland AB11 6EQ
U.K.
+44 1224 851000
woodplc.com

UNITED STATES

Adolfson & Peterson Construction

Jeffrey Hansen, CEO
5500 Wayzata Blvd, Suite 600
Minneapolis, Minn. 55416
U.S.A.
952-525-2331
www.a-p.com

AECOM

Michael Burke, Chairman and CEO
1999 Avenue of the Stars
Los Angeles, Calif. 90067
U.S.A.
213-593-8100
www.aecom.com

Aegion Corp.

Charles R. Gordon, CEO
17988 Edison Avenue
St. Louis, Mo. 63005
U.S.A.
636-530-8000
www.aegion.com

Alberici-Flintco

Gregory Kozicz, CEO
8800 Page Avenue
St. Louis, Mo. 63114
U.S.A.
314-733-2000
www.alberici.com

Alston Construction

Paul D. Little, CEO
8775 Folsom Boulevard Suite 201
Sacramento, Calif. 95826
U.S.A.
916-340-2400
<https://alstonco.com/>

American Bridge Co.

Timothy Creson, President & CEO
1000 American Bridge Way
Coraopolis, Pa. 15108

U.S.A.
412-631-1000
www.americanbridge.net

Ames Construction Inc.

Raymond G Ames, President
2000 Ames Drive
Burnsville, Minn. 55306
U.S.A.
952-435-7106
www.amesco.com

APTIM

Michael J. Donnelly, CEO
1780 Hughes Landing Blvd, Suite 1000
The Woodlands, Texas 77380
U.S.A.
833-862-7846
www.aptim.com

ARCO Construction Cos.

Jeffrey Cook, CEO
900 N Rock Hill Road
St. Louis, Mo. 63119
U.S.A.
(314) 963-0715
www.arconational.com

Arquitectonica

Timothy Reedy, CEO
2900 Oak Avenue
Miami, Fla. 33133
U.S.A.
305-372-1812
www.arquitectonica.com

Atlas Group

Yilmaz Barin, CEO
25600 Westheimer Parkway Ste#110
Katy, Texas 77494
U.S.A.
7135326000
www.atlas-grup.com

Austin Industries

David B. Walls, President & CEO
3535 Travis, Suite 300
Dallas, Texas 75204
U.S.A.
214-443-5500
www.austin-ind.com

Balfour Beatty US

Leon Blondin, CEO, US Buildings

2019 Global Sourcebook Directory

3100 McKinnon St., 6th Floor
Dallas, Texas 75201
U.S.A.
214-451-1000
www.balfourbeattyus.com

Barnard Construction Co. Inc.

Jeff Higgins, CEO
701 Gold Ave
Bozeman, Mont. 59715-2453
U.S.A.
406-586-1995
www.barnard-inc.com

Barr Engineering Co.

John Lee, CEO
4300 MarketPointe Drive
Minneapolis, Minn. 55435
U.S.A.
(952) 832-2600
www.barr.com

Barton Malow Co.

Ryan Maibach, President & CEO
26500 American Drive
Southfield, Mich. 48034
U.S.A.
248/436-5000
www.bartonmalow.com

Bechtel

B. Bechtel, CEO
12011 Sunset Hills Road, Suite 110
Reston, Va. 20190
U.S.A.
571-392-6300
www.bechtel.com

The Beck Group

Fred Perpall, CEO
1807 Ross Avenue, Suite 500
Dallas, Texas 75201
U.S.A.
214.303.6200
www.beckgroup.com

Big-D Construction Corp.

Robert Moore, CEO
404 West 400 South
Salt Lake City, Utah 84101
U.S.A.
801-415-6000
www.big-d.com

Black & Veatch

Steve Edwards, Chairman and CEO
11401 Lamar Avenue
Overland Park, Kan. 66211
U.S.A.
913-458-2000
www.bv.com

The Boldt Co.

Tom Boldt, CEO
2525 N Roemer Rd
Appleton, Wis. 54912-0419
U.S.A.
920-739-6321
www.boldt.com

Brasfield & Gorrie LLC

James M. Gorrie, CEO
3021 7th Avenue South
Birmingham, Ala. 35233
U.S.A.
2053281400
www.brasfieldgorrie.com

Brown and Caldwell

Rich D'Amato, CEO
201 N Civic Drive, Suite 300
Walnut Creek, Calif. 94596
U.S.A.
925-937-9010
www.browncaldwell.com

Burns & McDonnell

Ray Kowalik, Chairman, President, CEO
9400 Ward Parkway
Kansas City, Mo. 64114
U.S.A.
816-333-9400
www.burnsmcd.com

Caddell Construction Co. (DE) LLC

B. Eddie Stewart, President and CEO
2700 Lagoon Park Drive
Montgomery, Ala. 36109
U.S.A.
334-272-7723
www.caddell.com

CannonDesign

Brad Lukanic, CEO
360 Madison Ave
New York, N.Y. 10017
U.S.A.
212.972.9800

2019 Global Sourcebook Directory

www.CannonDesign.com

Carollo Engineers Inc.

B. Narayanan, President/CEO
2700 Ygnacio Valley Rd., Ste. 300
Walnut Creek, Calif. 94598
U.S.A.
925-932-1710
www.carollo.com

CDM Smith

Timothy B. Wall, Chairman and CEO
75 State St
Boston, Mass. 02109
U.S.A.
6174526000
www.cdmsmith.com

CHA Consulting Inc.

Michael Carroll, CEO & President
3 Winners Circle
Albany, N.Y. 12205
U.S.A.
5184534500
www.chacompanies.com

Choate Construction Co.

Millard Choate, CEO & Chairman
8200 Roberts Drive, Suite 600
Atlanta, Ga. 30350
U.S.A.
678-892-1200
www.choateco.com

The Christman Co.

Steven F. Roznowski, President & CEO
208 North Capitol Avenue
Lansing, Mich. 48933
U.S.A.
517-482-1488
www.christmanco.com

Clark Group

Robert D. Moser, Jr., President and CEO
7500 Old Georgetown Road
Bethesda, Md. 20814
U.S.A.
301-272-8100
www.clarkconstruction.com

Clayco Inc.

Bob Clark, Chairman and CEO
35 East Wacker Drive Ste 1300
Chicago, Ill. 60601

U.S.A.
3126580747
www.claycorp.com

Clune Construction Co.

Bill Abromitis, CEO
10 S. Riverside Plaza, Suite 2200
Chicago, Ill. 60606
U.S.A.
(312) 726-6103
www.clunegc.com

Colas Inc.

Jean Vidal, President & CEO
73 Headquarters Plaza North Tower, 10th Floor
Morristown, N.J. 07960
U.S.A.
9732909082
www.colasusa.com

The Conlan Co.

Gary D Condron, CEO
1800 Parkway Place, Suite 1010
Marietta, Ga. 30067
U.S.A.
770-423-8000
www.conlancompany.com

Consigli Building Group Inc.

Anthony Consigli, CEO
72 Sumner Street
Milford, Mass. 01757
U.S.A.
508-473-2580
www.consigli.com

CORE Construction Group

Jim Jacobs, CEO
3036 E Greenway Rd
Phoenix, Ariz. 85032
U.S.A.
(602) 494-0800
www.coreconstruction.com

Corgan

Scott Ruch, CEO, Executive Managing Principal
401 North Houston Street
Dallas, Texas 75202
U.S.A.
214-748-2000
www.corgan.com

CRB

Jeffrey A. Biskup, PE, Chairman/CEO

2019 Global Sourcebook Directory

1251 NW Briarcliff Parkway, Suite 500
 Kansas City, Mo. 64116
 U.S.A.
 816-880-9800
www.crbusa.com

Crossland Construction Co. Inc.

Ivan Crossland, Jr., CEO
 833 S East Avenue
 Columbus, Kan. 66725
 U.S.A.
 620-429-1414
www.crossland.com

Leo A Daly

Leo A. Daly III, FAIA, RIBA, FRAIA, Chairman and CEO
 8600 Indian Hills Drive
 Omaha, Neb. 68114-4039
 U.S.A.
 402.391.8111
www.leoadaly.com

Day & Zimmermann

Harold L Yoh, III, Chairman & CEO
 1500 Spring Garden Street
 Philadelphia, Pa. 19130
 U.S.A.
 215-299-8000
www.dayzim.com

dck worldwide

Stephen D'Angelo, President & CEO
 Six PPG Place
 Pittsburgh, Pa. 15222
 U.S.A.
 (412) 384-1000
www.dckww.com

Devcon Construction Inc.

Gary Filizetti, President
 690 Gibraltar Drive
 Milpitas, Calif. 95035
 U.S.A.
 408-942-8200
www.devcon-const.com

Dewberry

Donald, E. Stone, Jr., CEO
 8401 Arlington Boulevard
 Fairfax, Va. 22031
 U.S.A.
 703.849.0307
www.dewberry.com

PJ Dick - Trumbull - Lindy Paving

Jake Ploeger & Tim O'Brien, Co-CEOs
 225 North Shore Drive
 Pittsburgh, Pa. 15212
 U.S.A.
 412-807-2000
www.pjdick.com

DLR Group

Griff Davenport, FAIA, CEO
 520 Nicollet Mall
 Minneapolis, Minn. 55402
 U.S.A.
 612.977.3500
www.dlrgroup.com

DLZ Corp.

Vikram (Raj) Rajadhyaksha, PE, Chairman and CEO
 6121 Huntley Road
 Columbus, Ohio 43229
 U.S.A.
 614-888-0040
www.dlz.com

DPR Construction

Douglas Woods, CEO
 1450 Veterans Blvd
 Redwood City, Calif. 94063
 U.S.A.
 650-474-1450
www.dpr.com

JE Dunn Construction Co.

Gordon E Lansford III, President and CEO
 1001 Locust St
 Kansas City, Mo. 64106
 U.S.A.
 816-474-8600
www.jedunn.com

ECS

Henry L. Lucas, CEO/President
 14026 Thunderbolt Place, Suite 300
 Chantilly, Va. 20151
 U.S.A.
 571-299-6000
www.ecslimited.com

EN Engineering LLC

Steven Knowles, CEO
 28100 Torch Parkway, Suite 400
 Warrenton, Ill. 60555-3938
 U.S.A.
 (630) 353-4000

2019 Global Sourcebook Directory

www.enengineering.com

Enercon Services Inc.

Robert Bryan, President
500 Townpark Lane
Kennesaw, Ga. 30144-5870
U.S.A.
770-919-1930
www.enercon.com

Ennead Architects LLC

V. Guy Maxwell, Partner
320 W 13th Street
New York, N.Y. 10014
U.S.A.
2128077171
www.ennead.com

EXP

Ivan Dvorak, Chairmain of the Board - CEO
205 North Michigan Ave. Suite 3600
Chicago, Ill. 60601
U.S.A.
312-616-0000
www.exp.com/en/home

Ferrovial US Construction Corp.

Ignacio Vivancos, Managing Director North America
9600 Great Hills Trail, Suite 220E
Austin, Texas 78759
U.S.A.
5126378587
fauscorp.com

Fluor Corp.

David Seaton, Chairman & CEO
6700 Las Colinas Blvd
Irving, Texas 75039
U.S.A.
469-398-7000
www.fluor.com

Fortis Construction Inc.

Jim Kilpatrick, President
1705 SW Taylor St., Suite 200
Portland, Ore. 97205
U.S.A.
503-459-4477
www.fortisconstruction.com

Foth Cos.

Randall Homel, Pres/CEO
2121 Innovation Court
De Pere, Wis. 54115

U.S.A.
9204972500
www.foth.com

Gannett Fleming

Robert M. Scaer, PE, Chairman of the Board and CEO
207 Senate Avenue
Camp Hill, Pa. 17011
U.S.A.
717.763.7211
www.gannettfleming.com

Garney Holding Co.

Mike Heitmann, Chief Executive Office
1333 NW Vivion Road
Kansas City, Mo. 64118
U.S.A.
8167414600
www.garney.com

Gensler

Andy Cohen, Diane Hoskins, Co-CEOs
500 South Figueroa Street
San Francisco, Calif. 90071
U.S.A.

www.gensler.com

Geosyntec Consultants

Peter Zeeb, President and CEO

Atlanta, Ga.
U.S.A.
561-995-0900
www.geosyntec.com

Ghafari Associates LLC

Kouhaila Hammer, President + CEO
17101 Michigan Avenue
Dearborn, Mich. 48126
U.S.A.
3134413000
www.ghafari.com

Gilbane Building Co.

Michael E. McKelvy, President / CEO
7 Jackson Walkway
Providence, R.I. 02903
U.S.A.
(401) 456-5800
www.gilbaneco.com

Goettsch Partners

James Goettsch, Chairman and Co-CEO

2019 Global Sourcebook Directory

224 South Michigan Avenue, Floor 17
Chicago, Ill. 60604
U.S.A.
(312) 356-0600
www.gpchicago.com

Golder Associates Corp.
Hisham Mahmoud, Global President & CEO
3801 PGA Blvd. Suite 603
Palm Beach, Fla. 33410
U.S.A.
(561) 277-0185
www.golder.com

GP Strategies
Scott N. Greenberg, CEO
70 Corporate Center, 11000 Broken Land Parkway, Suite
200
Columbia, Md. 21044
U.S.A.
443-367-2905
www.gpstrategies.com

Granite Construction Inc.
James H. Roberts, President and CEO
585 West Beach Street
Watsonville, Calif. 95076
U.S.A.
831-724-1011
www.graniteconstruction.com

Gray Construction
Stephen Gray, President & CEO
10 Quality Street
Lexington, Ky. 40507
U.S.A.
8592815000
www.gray.com

Greenman-Pedersen Inc.
Christer Ericsson, CEO
325 West Main Street
Babylon, N.Y. 11702
U.S.A.
631-587-5060
www.gpinet.com

Gresham Smith
Alan J. Pramuk, Chairman and CEO
222 Second Avenue South, Suite 1400
Nashville, Tenn. 37201
U.S.A.
615.770.8100
www.greshamsmith.com

Grupo Empresarial San Jose SA
JACINTO REY GONZALEZ, PRESIDENT
RONDA DE PONIENTE, 11., TRES CANTOS
Madrid 28760
U.S.A.
+34-91-806-5400
http://www.gruposanjose.biz/

Gulf Interstate Engineering Co.
Rick A. Barnard, President & CEO
16010 Barkers Point Lane
Houston, Texas 77079-9000
U.S.A.
713-850-3400
www.gie.com

Haley & Aldrich Inc.
LAWRENCE P. SMITH, CEO/PRESIDENT
70 Blanchard Rd #204
Burlington, Mass. 01803
U.S.A.
6178867400
www.HaleyAldrich.com

BL Harbert International
Billy Harbert, CEO
820 Shades Creek Parkway, Suite 3000
Birmingham, Ala. 35209
U.S.A.
205-802-2800
www.blharbert.com

Hargrove Engineers + Constructors
Ralph A. Hargrove, President and CEO
20 South Royal St.
Mobile, Ala. 36602
U.S.A.
(251) 476-0605
www.hargrove-epc.com

David E. Harvey Builders Inc.
Kelly Hall, CEO

Houston, Texas
U.S.A.

www.harveybuilders.com

Haskell
James O'Leary, President & CEO
111 Riverside Avenue
Jacksonville, Fla. 32202
U.S.A.

2019 Global Sourcebook Directory

904-791-4500
www.haskell.com

Hathaway Dinwiddie Construction Co.

Greg Cosko, Presiden & CEO
275 Battery Street, Suite 300
San Francisco, Calif. 94111
U.S.A.
415-986-2718
www.hathawaydinwiddie.com

Hazen and Sawyer

Charles S. Hocking, President and CEO
498 Seventh Avenue, 11th Floor
New York, N.Y. 10018
U.S.A.
212-539-7000
www.hazenandsawyer.com

HDR

Eric L. Keen, Chairman and CEO
1917 S. 67th Street
Omaha, Neb. 68106
U.S.A.
1-800-366-4411
www.hdrinc.com

Hensel Phelps

Michael J. Choutka, President and CEO
420 Sixth Avenue
Greeley, Colo. 80631
U.S.A.
970-352-6565
www.henselphelps.com

Herzog Contracting Corp.

Brad Lager, President & CEO
600 S. Riverside Rd
St. Joseph, Mo. 64507
U.S.A.
816-233-9001
www.herzog.com

HITT Contracting Inc.

Kim E.H. Roy, CEO
2900 Fairview Park Drive
Falls Church, Va. 22042
U.S.A.
703-846-9000
www.hitt.com

HKS

Dan Noble, President & CEO
350 North Saint Paul, Suite 100

Dallas, Texas 75201
U.S.A.
214-969-5599
www.hksinc.com

HNTB Cos.

Rob Slimp, Chairman and CEO
715 Kirk Drive
Kansas City, Mo. 64105
U.S.A.
816-472-1201
www.hntb.com

Hoffman Construction Corp.

David Drinkward, President / CEO
805 SW Broadway, Suite 2100
Portland, Ore. 97205
U.S.A.
(503) 221-8959
<http://www.hoffmancorp.com/>

HOK

Bill Hellmuth, FAIA, Chairman + CEO
10 South Broadway, Suite 200
St. Louis, Mo. 63102
U.S.A.
314-421-2000
www.hok.com

Holder Construction Co.

Thomas M. Holder, Chairman
3300 Riverwood Parkway, Suite 1200
Atlanta, Ga. 30339
U.S.A.
770-988-3000
www.holderconstruction.com

Hunter Roberts Construction Group LLC

James C. McKenna, President & CEO
55 Water Street, 51st Floor
New York, N.Y. 10041
U.S.A.
212-321-6800
www.hrcg.com

IBI Group Inc.

Scott Stewart, CEO
8101 North High Street, Suite 100
Columbus, Ohio 43235
U.S.A.
+1-416-596-1930
www.ibigroup.com

Infrastructure and Energy Alternatives Inc.

2019 Global Sourcebook Directory

JP Roehm, CEO
6325 Digital Way, Suite 460
Indianapolis, Ind. 46278
U.S.A.
800-688-3775
www.iea.net

Integral Group

Kevin Hydes, Founder and CEO
427 13th Street
Oakland, Calif. 94612
U.S.A.

www.integralgroup.com

Intertek-PSI

Gavin Campbell, Global Senior Vice President
545 E. Algonquin Rd.
Arlington Heights, Ill. 60005
U.S.A.
(800) 548-7901
<http://www.intertek.com/building>

IPS-Integrated Project Services LLC

Dave Goswami, P.E., Chairman & CEO
721 Arbor Way, Suite 100
Blue Bell, Pa. 19422
U.S.A.
610-828-4090
www.ipsdb.com

Jacobs

Steven J. Demetriou, Chairman and CEO
1999 Bryan Street, Suite 1200
Dallas, Texas 75201
U.S.A.
1.214.638.0145
www.jacobs.com

Jensen Hughes

Paul Orzeske, CEO
3610 Commerce Drive Suite 817
Baltimore, Md. 21227
U.S.A.
410-737-8677
www.jensenhughes.com

GE Johnson

James M. Johnson, President and CEO
25 North Cascade Avenue, Suite 400
Colorado Springs, Colo. 80903
U.S.A.
719.473.5321
www.gejohnson.com

Johnson, Mirmiran & Thompson Inc.

John A. Moeller, President
40 Wight Avenue
Hunt Valley, Md. 21030
U.S.A.
410-329-3100
www.jmt.com

KBR Inc.

Stuart Bradie, President & CEO
601 Jefferson St
Houston, Texas 77002
U.S.A.
713-753-3800
www.kbr.com

KCCT

John Chapman, President
1120 Connecticut ave., NW, Suite 1250
Washington, D.C. 20036
U.S.A.
2026595600
www.kcct.com

KCI Technologies Inc.

Nathan J. Beil, CEO & President
936 Ridgebrook Road
Sparks, Md. 21152
U.S.A.
410.316.7800
www.kci.com

Kiewit Corp.

Bruce Grewcock, CEO
1000 Kiewit Plaza
Omaha, Neb. 68131
U.S.A.
402-342-2052
www.kiewit.com

Kimley-Horn

Steven E. Lefton, PLA, AICP, President and CEO
421 Fayetteville Street
Raleigh, N.C. 27601
U.S.A.
919-677-2000
www.kimley-horn.com

Kleinfelder

George Pierson, CEO
550 West C St. Suite 1200
San Diego, Calif. 92101
U.S.A.

2019 Global Sourcebook Directory

619-831-4600
www.kleinfelder.com

Kohn Pedersen Fox Associates PC

James von Klemperer, President
11 West 42nd Street
New York, N.Y. 10036
U.S.A.
212 977-6500
kpf.com

The Kokosing Group of Cos.

Wm. Brian Burgett, CEO
6235 Westerville Road
Westerville, Ohio 43081
U.S.A.
(614) 212-5700
www.kokosing.biz

KPFF Consulting Engineers

John Gavan, CEO/President
1601 5th Ave, Suite 1600
Seattle, Wash. 98027
U.S.A.
206.622.5822
www.kpff.com

Lane Industries Inc.

Robert E. Alger, President & CEO
90 Fieldstone Court
Cheshire, Conn. 06410
U.S.A.
203-439-2900
www.laneconstruct.com

LANGAN

David T. Gockel, President/CEO
300 Kimball Drive, 4th Floor
Parsippany, N.J. 07054
U.S.A.
9735604900
www.langan.com

Layton Construction Co. LLC

David S. Layton, President/CEO
9090 South Sandy Parkway
Sandy, Utah 84070
U.S.A.
801-568-9090
www.laytonconstruction.com

LeChase Construction Services LLC

William H. Goodrich, CEO & Managing Partner
205 Indigo Creek Drive

Rochester, N.Y. 14626
U.S.A.
(585) 254-3510
www.lechase.com

Leidos

Roger Krone, Chairman and CEO
11951 Freedom Drive
Reston, Va. 20190
U.S.A.
314.770.3043
leidos.com

Level 10 Construction

Dennis Giles, President
1050 Enterprise Way, Suite 250
Sunnyvale, Calif. 94089
U.S.A.
408-747-5000
www.level10gc.com

J.T. Magen & Co. Inc.

Maurice Regan, President
44 W 28th Street, 11th Fl
New York, N.Y. NY
U.S.A.
212-790-4200
www.jtmagen.com

Manhattan Construction Group

Larry Rooney, President
3705-1 Westview Drive
Naples, Fla. 34104
U.S.A.
239-643-6000
www.manhattanconstructiongroup.com

Matrix Service Co.

John R. Hewitt, President and CEO
5100 E. Skelly Dr., Ste. 100
Tulsa, Okla. 74135
U.S.A.
918-838-8822
www.matrixservicecompany.com

McCarthy Holdings Inc.

Michael Bolen, CEO
1341 North Rock Hill Road
St. Louis, Mo. 63124
U.S.A.
314-968-3300
www.mccarthy.com

McDermott

2019 Global Sourcebook Directory

David Dickson, President & CEO
757 N Eldridge Parkway
Houston, Texas 77079
U.S.A.
281-870-5000
www.mcdermott.com

The McShane Cos.
Jim McShane, CEO
9500 W. Bryn Mawr Avenue, Suite 200
Rosemont, Ill. 60018
U.S.A.
8472924300
www.mcshane.com

ME Engineers
Michael Hart, CEO
14143 Denver West Pkwy Suite 300
Golden, Colo. 80401
U.S.A.
303.421.6655
www.me-engineers.com

Messer Construction Co.
Timothy J. Steigerwald, President
643 W. Court Street
Cincinnati, Ohio 45203
U.S.A.
513-242-1541
www.messer.com

MG2
Mitch Smith, CEO
1101 2nd ave, Suite 100
Seattle, Wash. 98101
U.S.A.
206-962-6500
MG2.com

Michael Baker International
Brian A. Lutes, CEO
500 Grant Street, Suite 5400
Pittsburgh, Pa. 15219
U.S.A.
412-918-4000
www.mbakerial.com

Michels Corp.
Patrick D. Michels, President & CEO
817 W. Main St.
Brownsville, Wis. 53006
U.S.A.
9205833132
www.michels.us

The Miller Hull Partnership LLP
Ron Rochon, Managing Partner
71 Columbia, 6th Floor
Seattle, Wash. 98104
U.S.A.
206.684.6837
www.millerhull.com

Miron Construction Co. Inc.
David G. Voss, Jr., President & CEO
1471 McMahan Drive
Neenah, Wis. 54956
U.S.A.
9209697000
www.miron-construction.com

Moffatt & Nichol
Eric Nichol, President & CEO
3780 Kilroy Airport Way, #750
Long Beach, Calif. 90806
U.S.A.
(562) 590-6500
www.moffattnichol.com

Morrison Hershfield
Anthony Karakatsanis, President and CEO
1455 Lincoln Parkway, Suite 500
Atlanta, Ga. 30346
U.S.A.
888-649-4730
www.morrisonhershfield.com

Mortenson
Daniel L. Johnson, President & CEO
700 Meadow Lane N
Minneapolis, Minn. 55422
U.S.A.
(763) 287-2100
www.Mortenson.com

Moss
Bob Moss, Chairman & CEO
2101 N Andrews Ave
Fort Lauderdale, Fla. 33311
U.S.A.
954-524-5678
www.mosscm.com

MWH Constructors Inc.
Blair Lavoie, President/CEO
370 Interlocken Blvd, Ste 300
Broomfield, Ore. 80021
U.S.A.

2019 Global Sourcebook Directory

303-410-4000
www.mwhconstructors.com

NBBJ

Steve McConnell, FAIA, Managing Partner

Seattle, Wash.
U.S.A.

NELSON

Ozzie Nelson and Jim Tippmann, Co-CEOs
1201 Marquette Avenue South
Minneapolis, Minn. 55403
U.S.A.
612-822-1211
www.nelsonworldwide.com

Waldemar S. Nelson and Co. Inc.

Charles Nelson, Chairman
1200 St. Charles Ave.
New Orleans, La. 70130
U.S.A.
504-523-5281
www.wsnelson.com

NORR

Victor Smith, CEO
325 North LaSalle Street, Suite 500
Chicago, Ill. 60654
U.S.A.
312 424 2400
www.norr.com

NV5 Global Inc.

Dickerson Wright, Chairman, CEO
200 South Park Road #350
Hollywood, Fla. 33021
U.S.A.
954.495.2112
www.nv5.com

Okland Construction Co. Inc.

William Okland, CEO
1978 South West Temple
Salt Lake City, Utah 84115
U.S.A.
(801) 486-0144
www.okland.com

O'Neil Industries Inc.

Brian Ramsay, CEO
1245 West Washington Blvd.

Chicago, Ill. 60618
U.S.A.
773 755 1611
www.weoneil.com

Page Southerland Page Inc. (Page)

James Wright, Senior Principal
1615 M Street, NW, Suite 700
Washington, D.C. 20036
U.S.A.
202-909-4900
www.pagethink.com

Parsons Corp.

Charles Harrington, CEO/Chairman
5875 Trinity Pkwy #300
Centreville, Va. 20120
U.S.A.
(703) 988-8500
www.parsons.com

PCL Construction Enterprises Inc.

Dave Filipchuk, President and CEO
2000 S. Colorado Blvd., Suite 2-500
Denver, Colo. 80222
U.S.A.
3033656500
www.PCL.com

Pennoni

Anthony Bartolomeo, President & CEO
1900 Market St, Suite 300
Philadelphia, Pa. 19103
U.S.A.
215-222-3000
www.pennoni.com

Pepper Construction Group

J. Stanley Pepper, Chairman & CEO
643 N. Orleans Street
Chicago, Ill. 60654
U.S.A.
312-266-4700
www.pepperconstruction.com

Performance Contractors Inc.

Art E. Favre, President
9901 Performance Way
Baton Rouge, La. 70810
U.S.A.
(225) 751-4156
www.performance-br.com

Perkins Eastman

2019 Global Sourcebook Directory

Andrew J. Adelhardt III, Shawn Basler AIA, and Nicholas Leahy AIA, LEED AP, Co-CEOs, Executive Directors, and Principals

115 Fifth Avenue
New York, N.Y. 10003
U.S.A.
212 353 7200
www.perkinseastman.com

Pernix Group Inc.

Nidal Z. Zayed, CEO & President
151 E 22nd Street
Lombard, Ill. 60148
U.S.A.
6306204787
www.pernixgroup.com

Pond

Anthony Parker, PE, Chairman & CEO
3500 Parkway Lane
Peachtree Corners, Ga. 30092
U.S.A.
678-336-7740
www.pondco.com

Populous

Earl Santee, Managing Director
4800 Main St, Suite 300
Kansas City, Mo. 64112
U.S.A.
8162211500
www.populous.com

Power Construction Co. LLC

Terry Graber, President & CEO
8750 W Bryn Mawr Avenue, Suite 500
Chicago, Ill. 60631-3546
U.S.A.
312.596.6960
powerconstruction.net

POWER Engineers Inc.

Bret Moffett, President and CEO
3940 Glenbrook Drive
Hailey, Idaho 83333
U.S.A.
208-788-3456
www.powereng.com

Primoris Services Corp.

David King, President & CEO
2300 N. Field Street Suite 1900
Dallas, Texas 75201
U.S.A.

9493003670
www.prim.com

RailWorks Corp.

Kevin Riddett, President and CEO
5 Penn Plaza, 15th Floor
New York, N.Y. 10001
U.S.A.
866-905-7245
www.railworks.com

RCM Technologies Inc.

Bradley S. Vizi, Executive Chairman & President
2500 McClellan Ave, Suite 350
Pennsauken, N.J. 08109
U.S.A.
(856) 356-4500
www.rcmt.com

Rebel Design+Group

Douglas DeBoer, CEO
2554 Lincoln Blvd, Suite 725
Marina Del Rey, Calif. 90292
U.S.A.
800.92.REBEL
www.rebeldesign.com

RK&K

Michael Myers, Partner

Baltimore, Md.
U.S.A.

Robins & Morton

Bill Morton, Chairman/CEO
400 Shades Creek Parkway
Birmingham, Ala. 35209
U.S.A.
205-870-1000
www.robinsmorton.com

RS&H Inc.

David T. Sweeney, President/CEO
10748 Deerwood Park Boulevard S.
Jacksonville, Fla. 32256
U.S.A.
(904) 256-2500
www.rsandh.com

Ryan Cos. Inc.

Brian Murray, CEO

2019 Global Sourcebook Directory

Minneapolis, Minn. 55415
U.S.A.

S&B Engineers and Constructors Ltd. and affiliates

Brook Brookshire, CEO
7825 Park Place Blvd.
Houston, Texas 77087
U.S.A.
713-645-4141
www.sbec.com

Sargent & Lundy

Thomas R. White, Chairman, President & CEO
55 E. Monroe St.
Chicago, Ill. 60603-5780
U.S.A.
312-269-2000
www.sargentlundy.com

Sasaki

James Miner, CEO
64 Pleasant Street
Watertown, Mass. 02472
U.S.A.
617-923-7184
www.sasaki.com

Saulsbury Industries

Chat York, Interim President and CEO
2951 E Interstate 20
Odessa, Texas 79766
U.S.A.
4323663686
saulsbury.com

SB Architects

Scott Lee, President
1 Beach Street Suite 101
San Francisco, Calif. 94133
U.S.A.
+1 (415) 706-2327
www.sb-architect.com

Shawmut Design and Construction

Les Hiscoe, CEO
560 Harrison Avenue
Boston, Mass. 02118
U.S.A.
617.622.7000
www.shawmut.com

Sheladia Associates Inc.

Manish Kothari, President & CEO
15825 Shady Grove Road, Suite 100
Rockville, Md. 20850
U.S.A.
301-590-3939
www.sheladia.com

Simpson Gumpertz & Heger

Charles Russo, CEO
41 Seyon Street, Building 1, Suite 500
Waltham, Mass. 02453
U.S.A.
781-907-9000
www.sgh.com

Skidmore, Owings & Merrill LLP (SOM)

Gary Haney, William Baker, Carrie Byles, Partners,
Executive Committee
14 Wall Street
New York, N.Y. 10005
U.S.A.
212-298-9300
www.som.com

Adrian Smith + Gordon Gill Architecture

Adrian D. Smith, Partner, CEO
300 W. Monroe, Suite 400
Chicago, Ill. 60603
U.S.A.
312-920-1888
<http://smithgill.com/>

SmithGroup

Mike Medici, President, Managing Partner
500 Griswold Street, Suite 1700
Detroit, Mich. 48226
U.S.A.
313.983.3600
www.smithgroup.com

SSOE Group

Harold Robert Howell Jr. (Bob), CEO
1001 Madison Avenue
Toledo, Ohio 43604
U.S.A.
419.255.3830
www.ssoe.com

Stanley Consultants Inc.

Kate C.E Harris, President & CEO
225 Iowa Avenue
Muscatine, Iowa 52761
U.S.A.

2019 Global Sourcebook Directory

<https://www.stanleyconsultants.com>

Steelman Partners

Paul Steelman, CEO
3330 W Desert Inn Rd
Las Vegas, Nev. 89102
U.S.A.
702-873-0221
www.steelmanpartners.com

Sterling Construction Co. Inc.

Joseph A. Cutillo, CEO
1800 Hughes Landing Blvd. Ste. 250
The Woodlands, Texas 77380
U.S.A.
(281) 214-0800
www.strlco.com

Robert A.M. Stern Architects

Robert A.M. Stern, Senior and Founding Partner
One Park Avenue
New York, N.Y. 10016
U.S.A.
212-967-5100
www.ramsa.com

STO Building Group Inc.

Robert W. Mullen, CEO
330 West 34th Street
New York, N.Y. 10001
U.S.A.
212-481-6100
www.structuretone.com

Studios Architecture

Todd C. DeGarmo, FAIA, Principal, CEO
1625 M Street NW
Washington, D.C. 20036
U.S.A.
202 736 5900
studios.com

STV Group Inc.

Dominick M. Servedio, P.E., Executive Chairman
225 Park Avenue South
New York, N.Y. 10003
U.S.A.
(212) 777-4400
www.stvinc.com

Suffolk

John Fish, Chairman & CEO
65 Allerton Street
Boston, Mass. 02119

U.S.A.
617-445-3500
www.suffolk.com

Sundt Construction Inc.

G. Michael Hoover, President and CEO
2620 S. 55th Street
Tempe, Ariz. 85282
U.S.A.
480 - 293-3000
www.Sundt.com

Swinerton

Jeff Hoopes, Chairman & CEO
260 Townsend St
San Francisco, Calif. 94107
U.S.A.
415.421.2980
www.swinerton.com

Terracon Consultants Inc.

M. Gayle Packer, President and CEO
10841 S. Ridgeview Road
Olathe, Kan. 66061
U.S.A.
(800) 593 7777
terracon.com

Tetra Tech Inc.

Dan L Batrack, CEO
3475 E. Foothill Boulevard
Pasadena, Calif. 91107
U.S.A.
626-351-4664
www.tetrattech.com

Thornton Tomasetti Inc.

Thomas Z. Scarangelo, Chairman and CEO
51 Madison Ave.
New York, N.Y. 10010
U.S.A.
917.661.7800
www.thorntontomasetti.com

TransCore

Tracy Marks, President
150 4th Avenue North, Suite 1200
Nashville, Tenn. 37219
U.S.A.
615.988.8960
www.transcore.com

TranSystems

Richard Morsches, PE, CEO

2019 Global Sourcebook Directory

2400 Pershing Road, Ste. 400
Kansas City, Mo. 64108
U.S.A.
816-329-8700
www.transystems.com

TRC

Chris Vincze, Chairman and CEO
650 Suffolk Street
Lowell, Mass. 01854
U.S.A.
978-970-5600
www.trccompanies.com

Turner & Townsend

Vincent Clancy, Chairman and CEO
Low Hall, Calverley Lane, Horsforth
Leeds LS18 4GH
U.S.A.
+44 (0) 113 258 4400
www.turnerandtowntsend.com

Turner Industries Group LLC

Thomas Turner, CEO
8687 United Plaza Boulevard
Baton Rouge, La. 70809
U.S.A.
2259225050
www.turner-industries.com

Tutor Perini Corp.

Ronald N. Tutor, Chairman & CEO
15901 Olden Street
Sylmar, Calif. 91342
U.S.A.
(818) 362-8391
www.tutorperini.com

UniversalPegasus International

Thomas Davison, President and CEO
4848 Loop Central Drive
Houston, Texas 77081
U.S.A.
713.425.6000
www.universalpegasus.com

VCC LLC

Sam Alley, Chairman/CEO
3300 Plano Parkway, Building A
The Colony, Texas 75056
U.S.A.
(214) 574-4500
www.vccusa.com

VHB

Michael J. Carragher, President & CEO
101 Walnut Street
Watertown, Mass. 02472
U.S.A.
6179241770
www.vhb.com

Walbridge

John Rakolta Jr, Chairman and CEO
777 Woodward Ave 300
Detroit, Mich. 48226
U.S.A.
3139638000
www.walbridge.com

The Walsh Group Ltd.

Matthew Walsh, Chairman
929 W. Adams
Chicago, Ill. 60607
U.S.A.
312-563-5400
www.walshgroup.com

WATG

Anthony Mallows, President + CEO
300 Spectrum Center Drive, Suite 500
Irvine, Calif. CA 92618
U.S.A.
+1 (949) 574-8500
www.watg.com

Weeks Marine Inc.

Richard S. Weeks, CEO
4 Commerce Drive
Cranford, N.J. 07016
U.S.A.
(908) 272-4010
www.weeksmarine.com

The Whiting-Turner Contracting Co.

Timothy Regan, President & CEO
300 East Joppa Rd
Baltimore, Md. 21286
U.S.A.
410-821-1100
www.whiting-turner.com

F.A. Wilhelm Construction Co. Inc.

Phil Kenney, President
3914 Prospect Street
Indianapolis, Ind. 46203
U.S.A.
317.359.5411

2019 Global Sourcebook Directory

www.fawilhelm.com

Willdan

Thomas D. Brisbin, Chairman & CEO
2401 E. Katella Avenue, Suite 300
Anaheim, Calif. 92806
U.S.A.
714-940-6300
www.willdan.com

Woodard & Curran

Douglas McKeown, CEO
41 Hutchins Drive
Portland, Maine 04102
U.S.A.
207.774.2112
www.woodardcurran.com

The Yates Cos. Inc.

William G. Yates, Jr., President
1 Gully Avenue
Philadelphia, Miss. 39350
U.S.A.
601-656-5411
www.wgyates.com

Zachry Group

John Zachry, CEO
527 Logwood Avenue
San Antonio, Texas 78221
U.S.A.
210.588.5000
www.zachrygroup.com